

MTN-004
Phase 1 Study of the Safety and Acceptability of 3% w/w SPL7013 Gel (VivaGel™)
Applied Vaginally in Sexually Active Young Women

A Study of the Microbicide Trials Network

In Cooperation with:
Adolescent Medicine Trials Network for HIV/AIDS Interventions

Sponsored by:
Division of AIDS, US National Institute of Allergy and Infectious Diseases
US National Institute of Child Health and Human Development
US National Institutes of Health

Grant #:
1-U01-AI068633-01

DAIDS Protocol #:
10492

Starpharma Protocol #:
SPL7013-006

Co-Sponsored by:
Starpharma Pty Ltd

IND # 62,482

Protocol Chair:
Ian McGowan, MD, PhD, FRCP

Version 1.0
8th January 2007

MTN-004

**Phase 1 Study of the Safety and Acceptability of 3% w/w SPL7013 Gel (VivaGel™)
Applied Vaginally in Sexually Active Young Women**

TABLE OF CONTENTS

LIST OF ABBREVIATIONS AND ACRONYMS..... v

PROTOCOL TEAM ROSTERvii

SCHEMA..... x

1. KEY ROLES..... 13

 1.1 Protocol Identification..... 13

 1.2 Sponsor and Monitor Identification..... 13

 1.3 Medical Officers 13

 1.4 Site Investigators 14

 1.5 Clinical Laboratories 14

 1.6 Data Center..... 15

 1.7 Study Operations 15

2. INTRODUCTION..... 16

 2.1 HIV/AIDS Prevention and Microbicides..... 16

 2.2 The MTN Research Agenda 16

 2.8 *In vitro* Studies 21

 2.12 Study Hypothesis and Rationale 27

3. OBJECTIVES..... 28

 3.1. Primary Objective..... 28

 3.2. Secondary Objectives 29

 3.3. Exploratory Objectives 29

4. STUDY DESIGN 29

 4.1. Identification of Study Design..... 29

 4.2. Summary of Major Endpoints..... 30

 4.3. Description of Study Population 31

 4.4. Time to Complete Enrollment..... 31

 4.5. Study Groups 31

 4.6. Sequence and Duration of Trial Periods 31

 4.7. Expected Duration of Participation 31

 4.8. Sites..... 31

5. STUDY POPULATION..... 32

 5.1. Selection of the Study Population 32

 5.2. Inclusion Criteria 33

 5.3. Exclusion Criteria 34

6. STUDY PRODUCT 35

 6.1. Regimen..... 35

 6.2. Study Product Supply and Accountability 35

 6.3. Assessment of Participant Adherence 38

 6.4. Assessment of Applicators..... 38

 6.5. Concomitant Medications and Procedures 38

7. STUDY PROCEDURES..... 39

 7.1. Clinical Evaluations and Procedures..... 40

| | | |
|--------|---|----|
| 7.2. | Behavioral Measures | 40 |
| 7.3. | Laboratory Evaluations | 41 |
| 7.4. | Specimen Collection and Processing..... | 41 |
| 7.5. | Specimen Preparation, Handling, and Shipping..... | 43 |
| 7.6. | Sequence of Procedures/Evaluations | 44 |
| 7.7. | Colposcopy | 52 |
| 7.8. | Colposcopic Images..... | 52 |
| 7.9. | Final Contact..... | 52 |
| 8. | ASSESSMENT OF SAFETY | 52 |
| 8.1. | Safety Monitoring | 52 |
| 8.2. | Clinical Data Safety Review | 53 |
| 8.3. | Adverse Events Definitions and Reporting Requirements | 55 |
| 8.4. | Expedited Adverse Event Reporting Requirements | 59 |
| 8.5. | Local Regulatory Requirements..... | 60 |
| 9. | CLINICAL MANAGEMENT | 60 |
| 9.1. | Toxicity Management..... | 61 |
| 9.2. | Other Disease Events | 61 |
| 9.3. | Pregnancy..... | 61 |
| 9.4. | Criteria for Discontinuation of Study Product, and Discontinuation of Study Participation..... | 62 |
| 10. | STATISTICAL CONSIDERATIONS..... | 63 |
| 10.1. | Overview and General Design..... | 63 |
| 10.2. | Study Endpoints | 63 |
| 10.3. | Study Hypothesis | 64 |
| 10.4. | Sample Size | 64 |
| 10.5. | Randomization Procedures | 65 |
| 10.6. | Justification for Placebo..... | 65 |
| 10.7. | Blinding..... | 66 |
| 10.8. | Maintenance of Trial Randomization Codes..... | 66 |
| 10.9. | Participant Accrual and Follow-Up | 66 |
| 10.10. | Data and Safety Monitoring and Analysis..... | 66 |
| 11. | DATA HANDLING AND RECORDKEEPING..... | 69 |
| 11.1. | Data Management Responsibilities | 69 |
| 11.2. | Source Documents and Access to Source Data/Documents..... | 69 |
| 11.3. | Quality Control and Quality Assurance..... | 69 |
| 11.4. | Study Coordination..... | 69 |
| 12. | CLINICAL SITE MONITORING | 70 |
| 13. | HUMAN SUBJECTS PROTECTIONS..... | 70 |
| 13.1. | Institutional Review Boards | 71 |
| 13.2. | Protocol Registration | 71 |
| 13.3. | Risk/Benefit Statement..... | 71 |
| 13.4. | Informed Consent Process | 72 |
| 13.5. | Participant Confidentiality | 73 |
| 13.6. | Special Populations | 73 |
| 13.7. | Incentives | 74 |
| 13.8. | Communicable Disease Reporting | 74 |

| | | |
|--------|---|-----|
| 13.9. | Access to HIV-Related Care..... | 74 |
| 13.10. | Study Discontinuation..... | 75 |
| 14. | PUBLICATION POLICY | 75 |
| 15. | APPENDICES | 76 |
| | APPENDIX I: SCHEDULE OF STUDY VISITS AND EVALUATIONS..... | 76 |
| | APPENDIX II: OUTCOMES, DIAGNOSTICS, AND FOLLOW-UP EVALUATIONS | 77 |
| | APPENDIX III: MTN HIV ANTIBODY TESTING ALGORITHM | 79 |
| | APPENDIX IV: DIVISION OF AIDS TABLE FOR GRADING THE SEVERITY OF ADULT AND PEDIATRIC ADVERSE EVENTS | 80 |
| | APPENDIX V: MANUAL FOR EXPEDITED REPORTING OF ADVERSE EVENTS TO DAIDS | 100 |
| | APPENDIX VI: SAMPLE INFORMED CONSENT DOCUMENT (SCREENING) | 110 |
| | APPENDIX VII: SAMPLE INFORMED CONSENT DOCUMENT (ENROLLMENT) ... | 119 |
| | APPENDIX VIII: SAMPLE INFORMED CONSENT (STORAGE AND FUTURE TESTING OF SPECIMENS) | 128 |

TABLE OF FIGURES

| | | |
|-----------|--|----|
| Table 1: | VivaGel™ Formulation | 17 |
| Table 2: | Placebo Gel Formulation..... | 18 |
| Table 3: | Effects of SPL7013 Gels on Vaginal Transmission of SHIV _{89.6P} in Macaques | 20 |
| Table 4: | Design of First Clinical Study in Women | 23 |
| Table 5: | Reported AEs Possibly Related to Study Treatment..... | 23 |
| Table 6: | Study Design..... | 28 |
| Table 7: | Sequence and Duration of Trial Periods for Individual Participants..... | 30 |
| Table 8: | Sequence and Duration of Trial Periods for Entire Trial | 30 |
| Table 9: | Study Product Regimen | 33 |
| Table 10: | Screening 1 Visit | 42 |
| Table 11: | Screening 2 Visit | 43 |
| Table 12: | Enrollment Visit | 46 |
| Table 13: | One-Week Clinic Visit..... | 46 |
| Table 14: | Two-Week Clinic Visit..... | 49 |
| Table 15: | Three-Week Clinic/Early Termination Visit | 48 |
| Table 16: | Protocol-Specific Toxicity Table | 57 |
| Table 17: | Analysis of Adverse Event Frequency | 62 |
| Table 18: | Monthly Accrual Targets for MTN-004..... | 63 |

MTN-004

Phase 1 Study of the Safety and Acceptability of 3% w/w SPL7013 Gel (VivaGel™) Applied Vaginally in Sexually Active Young Women

LIST OF ABBREVIATIONS AND ACRONYMS

| | |
|------------------|---|
| AE | adverse event |
| AIDS | Acquired Immunodeficiency Syndrome |
| ALP | alkaline phosphatase |
| ALT | alanine transaminase |
| API | active pharmaceutical ingredient |
| AST | aspartate aminotransferase |
| ATN | Adolescent Medicine Trials Network for HIV/AIDS Interventions |
| ATU | ATN Trials Units |
| BV | bacterial vaginosis |
| BUN | blood urea nitrogen |
| CBC | complete blood count |
| CFR | code of federal regulations |
| cGMP | current Good Manufacturing Practices |
| CONRAD | Contraceptive Research and Development Organization |
| CPST | Center for Pharmaceutical Science and Technology |
| CRF | case report form |
| CT | Chlamydia trachomatis |
| DAIDS | Division of AIDS |
| DMID | Division of Microbiology and Infectious Diseases |
| DNA | deoxyribonucleic acid |
| DOC | Data and Operations Center (Westat) |
| EAE | expedited adverse event |
| EDTA | ethylenediaminetetraacetic acid |
| FDA | (United States) Food and Drug Administration |
| FHI | Family Health International |
| GC | Neisseria gonorrhoea |
| GCP | Good Clinical Practices |
| GRAS | Generally Recognized As Safe |
| HEC | Hydroxyethylcellulose |
| HIV | Human Immunodeficiency Virus |
| HPTN | HIV Prevention Trials Network |
| HSV-1, HSV-2 | Herpes Simplex Virus type 1, type 2 |
| IATA | International Air Transport Association |
| IC ₅₀ | half maximal inhibitory concentration |
| ICH | International Conference on Harmonization |
| IRL | Industrial Research Limited |
| IWGM | International Working Group on Microbicides |
| IND | investigational new drug |
| IRB | Institutional Review Board |
| IUD | intrauterine device |
| KOH | potassium hydroxide |
| LDMS | Laboratory Data Management System |
| LLOQ | lower limit of quantification |
| µg | microgram |

LIST OF ABBREVIATIONS AND ACRONYMS (Continued)

| | |
|--------|--|
| mg | milligram |
| mL | milliliter |
| MOP | Manual of Procedures |
| MTN | Microbicide Trials Network |
| MTT | 3-(4,5-dimethylthiazol-2-yl)-2,5-diphenyltetrazolium bromide |
| N | number |
| N-9 | Nonoxynol-9 |
| NIAID | National Institute of Allergy and Infectious Disease |
| NICHHD | National Institute of Child Health and Development |
| NIH | National Institutes of Health |
| nM | nanomolar |
| NRTI | Nucleoside reverse transcriptase inhibitor |
| NNRTI | Nonnucleoside reverse transcriptase inhibitor |
| NOEL | no-observed-effect-level |
| PAB | DAIDS Pharmaceutical Affairs Branch |
| PAMA | Pediatric, Adolescent and Maternal AIDS |
| PCR | polymerase chain reaction |
| PI | Principal Investigator |
| PID | pelvic inflammatory disease |
| PSRT | Protocol Safety Review Team |
| PTID | Participant Identification |
| qs | <i>quantum sufficiat</i> ; a sufficient quantity |
| RBC | red blood cell |
| RCC | Regulatory Compliance Center |
| RNA | ribonucleic acid |
| RPR | rapid plasma reagin |
| RT | reverse transcriptase |
| RTI | reproductive tract infection |
| SADR | serious adverse drug reaction |
| SAE | serious adverse event |
| SCHARP | Statistical Center for HIV/AIDS Research & Prevention |
| SDA | strand displacement assay |
| SDMC | Statistical Data Management Center |
| SHIV | Simian-Human Immunodeficiency Virus (SIV/ HIV hybrid virus) |
| SLPI | secretory leukocyte protease inhibitor |
| SOP | standard operating procedure(s) |
| SSP | study specific procedure(s) |
| STI | sexually transmitted infection |
| STICTG | Sexually Transmitted Infections Clinical Trials Group |
| ULN | upper limits of normal |
| UNAIDS | Joint United Nations Program on AIDS |
| WB | western blot |
| WBC | white blood cell |
| w/w | weight for weight |

MTN-004

Phase 1 Study of the Safety and Acceptability of 3% w/w SPL7013 Gel (VivaGel™) Applied Vaginally in Sexually Active Young Women

PROTOCOL TEAM ROSTER

Roberta Black, PhD
DAIDS Topical Microbicide Team Leader
Division of AIDS/NIAID/NIH
Room 5135, MSC 7612
6700 B Rockledge Drive
Bethesda, MD 20892-7628
(301) 496-8199
(301) 402-3684 FAX
RBlack@niaid.nih.gov

Alex Carballo-Diequez, Ph.D.
MTN Behaviors and Social Science Research Committee Co-Investigator
HIV Center for Clinical and Behavioral Studies
1051 Riverside Drive, Unit 15,
New York, NY 10032
(212) 543-5261
(212) 543-6003 FAX
ac72@columbia.edu

Nancy Connolly, MD
MTN Study Physician
Microbicide Trials Network
Magee-Womens Research Institute
3339 Ward St.
Pittsburgh, PA 15213
(412) 641-8942
(412) 641-8985 FAX
nconnolly@mail.magee.edu

Michael Cooney, RN, BSN
SDMC Clinical Affairs Research Nurse
Statistical Center for HIV/AIDS Research & Prevention
Fred Hutchinson Cancer Research Center
1100 Fairview Avenue N., LE-400
P.O. Box 19024
Seattle, WA 98109-1024
(206) 667-7006
(206) 667-4812 FAX
mcooney@scharp.org

Charlene S. Dezzutti, PhD
MTN Central Lab Principal Investigator
Microbicide Trials Network
Magee-Womens Research Institute
204 Craft Ave., Room 542
Pittsburgh, PA 15213
(412) 641-3462
(412) 641-5290 FAX
rsicsd@mwri.magee.edu

Pat Farrell, RN, MPH, PhD(c)
SDMC Clinical Affairs Manager
Statistical Center for HIV/AIDS Research & Prevention
Fred Hutchinson Cancer Research Center
1100 Fairview Avenue N., LE-400
P.O. Box 19024
Seattle, WA 98109-1024
(206) 667-6471
(206) 667-4812 FAX
pat@scharp.org

Irma Febo, MD
Site Principal investigator
Department of Pediatrics
University of Puerto Rico
Medical Sciences Campus
Gama Project, Cardiovascular Center, 8th
FL, Room 814, PO Box 365067
San Juan, Puerto Rico 00936-5067
(787) 759-9595
(787) 767-4798
ifebo@rcm.upr.edu

Robin Fisher RN, MSA
FHI MTN Senior CRM
Family Health International
PO Box 13950
Research Triangle Park NC 27709
(919) 544-7040 ext 458
(919) 544-0207 FAX
rfisher@fhi.org

Fang Gai, MPH
SDMC Statistical Research Associate
Statistical Center for HIV/AIDS Research & Prevention
Fred Hutchinson Cancer Research Center
1100 Fairview Avenue N., LE-400
P.O. Box 19024
Seattle, WA 98109-1024
(206) 667-7524
(206) 667-4812 FAX
fang@scharp.org

Pamina Gorbach, MHS, DrPH
MTN Behavioral and Social Science Research Chair
Dept. of Epidemiology &
Division of Infectious Disease,
School of Medicine, UCLA
Dept. of Epidemiology - Box 951772
10880 Wilshire Boulevard, Suite 540
Los Angeles, CA 90095-1772
(310) 794-2555
(310) 794-2808 FAX
pgorbach@ucla.edu

Bryna Harwood, MD
MTN Study Physician
Department of Obstetrics & Gynecology
University of Illinois at Chicago
820 South Wood Street
Chicago, Illinois 60612-7313
(312) 413-8681
(312) 413-1857
brynah@uic.edu

Sharon L. Hillier, PhD
MTN Principal Investigator
Microbicide Trials Network
Magee-Womens Research Institute
3339 Ward St.
Pittsburgh, PA 15213
(412) 641-8999
(412) 641-8985 FAX
shillier@mail.magee.edu

Cindy Jacobson, PharmD
MTN Senior Pharmacist
Microbicide Trials Network
Magee-Womens Research Institute
3339 Ward St.
Pittsburgh, PA 15213
(412) 641-8913
(412) 641-8985 FAX
crosenbloom@mail.magee.edu

Jessica A. Kahn, MD, MPH
Co-Investigator
Division of Adolescent Medicine
MLC 4000
Cincinnati Children's Hosp. Med. Center
3333 Burnet Avenue
Cincinnati, OH 45229
(513) 636-4681
(513) 636-7844 FAX
jessica.kahn@cchmc.org

Bill G. Kapogiannis, MD
NICHD Health Science Administrator
ATN Project Director
PAMA Branch/NICHD/NIH
Room 4B11J, MSC 7510
6100 Executive Blvd.,
Bethesda, MD 20892-7510
(301) 402-0698
(301) 496-8678 FAX
kapogiannis@mail.nih.gov

Alain Kouda
DAIDS Clinical Operations
Coordinator
Division of AIDS, NIAID
National Institutes of Health
6700 A Rockledge Drive, Room 42A215
Bethesda, MD 20892
(301) 896-4026 or 301-273-5197
(301) 896-0315 FAX
akouda@niaid.nih.gov

Ian McGowan, MD, PhD, FRCP
Protocol Chair
Center for Prevention Research
David Geffen School of Medicine
University of California
675 Charles E. Young Drive South
McDonald Research Laboratory, #2736
Los Angeles, CA 90095-7019
(310) 206-3580
(310) 794-2829 FAX
imcgowan@mednet.ucla.edu

Lisa Noguchi, CNM, MSN
MTN Protocol Specialist
Microbicide Trials Network
Magee-Womens Research Institute
3339 Ward St.
Pittsburgh, PA 15213
(412) 641-8945
(412) 641-8985 FAX
lnoguchi@mail.magee.edu

Karen Patterson, MPH
SDMC Project Manager
Statistical Center for HIV/AIDS Research
& Prevention
Fred Hutchinson Cancer Research
Center
1100 Fairview Avenue N., LE-500
P.O. Box 19024
Seattle, WA 98109-1024
206-667-7052
206-667-4812 FAX
karen@ssharp.org

Jeremy Paull, PhD
Pharmaceutical Co-Sponsor
Starpharma Pty Ltd.
Level 6, Baker Building
75 Commercial Road, Melbourne
VIC 3004 Australia
+61 3 8532 2712
+61 3 9510 5955 FAX
jeremy.paull@starpharma.com

Jeanna M. Piper, MD
DAIDS Medical Officer
Division of AIDS, NIAID
National Institutes of Health
6700 B Rockledge Drive, Room 5248
Bethesda, MD 20892
(301) 451-2778
(301) 402-3684 FAX
piperj@niaid.nih.gov

Barbra Richardson, PhD
SDMC Co-Principal Investigator
Statistical Center for HIV/AIDS Research
& Prevention
Fred Hutchinson Cancer Research Center
1100 Fairview Avenue N., LE-400
PO Box 19024
Seattle, WA 98109-1024
206-667-7788
206-667-4812 FAX
barbra@ssharp.org

Diane Straub, MD, MPH
Site Principal investigator
Chief, Division of Adolescent Medicine
Assistant Professor of Pediatrics
University of South Florida
17 Davis Blvd., Suite 200
Tampa, FL 33606
(813) 259-8701
(813) 259-8749 FAX
dstraub@health.usf.edu

Rhonda R. White, RHEd, BS
Community Program Manager
Family Health International
P.O. Box 13950
Research Triangle Park, NC 27709
(919) 544-7040 ext. 515
(919) 544-0207 FAX
rwhite@fhi.org

Craig Wilson, MD
ATN Principal Investigator
Adolescent Trials Network
Geomed BBRB 220A,
University of Alabama at Birmingham
Birmingham, AL 35294-2170
(205) 975-7608
(205) 934-7138 FAX
cwilson@uab.edu

MTN-004

**Phase 1 Study of the Safety and Acceptability of 3% w/w SPL7013 Gel (VivaGel™)
Applied Vaginally in Sexually Active Young Women**

INVESTIGATOR SIGNATURE FORM

Version 1.0

8th January 2007

A Study of the Microbicide Trials Network (MTN)

Sponsored by:

Division of AIDS, US National Institute of Allergy and Infectious Diseases
US National Institute of Child Health and Human Development
US National Institutes of Health

Co-Sponsored by:

Starpharma Pty Ltd

I, the Investigator of Record, agree to conduct this study in full accordance with the provisions of this protocol. I will comply with all requirements regarding the obligations of investigators as outlined in the Statement of Investigator (Form FDA 1572), which I have also signed. I agree to maintain all study documentation for at least two years following the date of marketing approval for the study gel for the indication in which it was studied, unless otherwise specified by the Division of AIDS (DAIDS), Starpharma Pty Ltd, or the Microbicide Trials Network (MTN) Coordinating and Operations Center. If no marketing application is filed, or if the application is not approved, the records will be retained for two years after the U.S. Food and Drug Administration (FDA) is notified that the Investigational New Drug application (IND) is discontinued. Publication of the results of this study will be governed by MTN policies. Any presentation, abstract, or manuscript will be submitted to the MTN Manuscript Review Committee, DAIDS, and Starpharma Pty Ltd for review prior to submission.

I have read and understand the information in the Investigator's Brochure(s), including the potential risks and side effects of the products under investigation, and will ensure that all associates, colleagues, and employees assisting in the conduct of the study are informed about the obligations incurred by their contribution to the study.

Name of Investigator of Record

Signature of Investigator of Record

Date

MTN-004
Phase 1 Study of the Safety and Acceptability of 3% w/w SPL7013 Gel (VivaGel™)
Applied Vaginally in Sexually Active Young Women

SCHEMA

Short Title: Safety and Acceptability of SPL7013 Gel in Sexually Active Women

Clinical Phase: 1

IND Sponsor: Starpharma Pty Ltd

Protocol Chair: Ian McGowan, MD, PhD, FRCP

Sample Size: Approximately 40 women

Study Population: US sexually active, HIV-negative women between the ages of 18 and 24 years with a normal genital tract

Participating Sites:

- University of South Florida, Tampa, Florida
- University of Puerto Rico, San Juan, Puerto Rico

Study Design: Phase 1, two arm, two site, randomized, double blind, placebo-controlled trial comparing 3% w/w SPL7013 Gel or placebo gel applied vaginally twice daily for 14 days

Study Duration: Approximately 21 days per participant, six calendar months of accrual, and seven months total planned study duration

Study Regimen:

| Arm | Description | N | Frequency |
|------------|--------------------|----------|-------------------------------|
| 1 | 3% w/w SPL7013 Gel | 20 | Twice daily for fourteen days |
| 2 | Placebo Gel | 20 | Twice daily for fourteen days |

Primary Objective:

- To assess the safety of 3% w/w SPL7013 Gel when administered for 14 consecutive days on the vulvar and cervicovaginal mucosa of healthy sexually active HIV-negative women aged 18-24 years

Primary Endpoints:

- Abnormal genital symptoms judged by the Investigator to be possibly, probably, or definitely related to product use
- Abnormal pelvic exam findings, including colposcopic findings, judged by the Investigator to be possibly, probably, or definitely related to product use
- Grade 3 or higher laboratory values (as defined by the DAIDS Toxicity Tables) for hematology, liver function, creatinine level and coagulation judged by the Investigator to be possibly, probably, or definitely related to product use
- Adverse experiences judged by the Investigator to be possibly, probably, or definitely related to product use

Secondary Objectives:

- To assess the adherence to a short-term regimen of 3% w/w SPL7013 Gel among healthy sexually-active HIV-negative women aged 18-24 years
- To evaluate product acceptability among healthy sexually-active HIV-negative women aged 18-24 years
- To assess the effect of a twice daily short-term regimen of 3% w/w SPL7013 Gel on the vaginal microflora of healthy sexually-active HIV-negative women aged 18-24 years

Secondary Endpoints

Consistent with the secondary study objectives to assess adherence to, and acceptability of, a short-term regimen of 3% w/w SPL7013 Gel, and to assess the effect of this regimen on vaginal microflora, the following endpoints will be assessed:

- The proportion of participants who report via adherence questionnaire that they were adherent to the product use regimen, with adherence defined as the application of at least 80% of the expected number of doses of study product over the two weeks of product use.
- The proportion of participants who at their Week 2 Clinic Visit report via the acceptability questionnaire that they would be very likely to use the candidate microbicide during sexual intercourse in the future.
- Reported positive and negative aspects of using study product
- Changes in vaginal flora

Exploratory Objectives

- Determine the pattern of cytokine/chemokine, innate immune factor changes, and functional activity associated with use of 3% w/w SPL7013 Gel in the lower

reproductive tract of healthy sexually active HIV-negative women aged 18 – 24 years.

- Determine by means of dye-based applicator test the number of applicators returned to the study site that have been exposed to the vagina
- Determine the extent of SPL7013 absorption into the blood following the completion of product dosing

Exploratory Endpoints

- Changes in cervical cytokine, innate immune factor (secretory leukocyte protease inhibitor (SLPI) and lactoferrin) expression, and functional activity (antiviral and antibacterial) in cervicovaginal secretions
- Positive dye-based markers for vaginal exposure of applicators returned to the study site
- Detection of SPL7013 in blood samples at Day 0 and Week 2 Clinic Visit (Target Day 14)

1. KEY ROLES

1.1 Protocol Identification

Protocol Title: Phase 1 Study of the Safety and Acceptability of 3% w/w SPL7013 Gel (VivaGel™) Applied Vaginally in Sexually Active Young Women

MTN Protocol Number: MTN-004

Co-Sponsor Number: SPL7013-006

Date: 8 January 2007

1.2 Sponsor and Monitor Identification

Sponsor: Division of AIDS (DAIDS)/National Institute of Allergy and Infectious Diseases (NIAID)/National Institutes of Health (NIH)
6700 B Rockledge Drive
Bethesda, MD 20892

Co-Sponsor: National Institute of Child Health and Human Development (NICHD)/NIH
Pediatric, Adolescent and Maternal AIDS Branch (PAMA)
6100 Executive Blvd
Bethesda, MD 20892

Co-Sponsor: Starpharma Pty Ltd
Level 6, Baker Building
75 Commercial Road
Melbourne
VIC 3004 Australia

Monitor: Westat
1650 Research Boulevard
Rockville, MD 20850-3195

1.3 Medical Officers

DAIDS Medical Officer: Jeanna M. Piper, MD
Division of AIDS, NIAID
National Institutes of Health
6700 B Rockledge Drive, Room 5248
Bethesda, MD 20892

NICHD Medical Officer: Bill G. Kapogiannis, MD
PAMA Branch/NICHD/NIH
Room 4B11J, MSC 7510
6100 Executive Blvd.,
Bethesda, MD 20892-7510

1.4 Site Investigators

Site Investigator: Diane Straub, MD, MPH
Division of Adolescent Medicine
Assistant Professor of Pediatrics
University of South Florida
17 Davis Blvd., Suite 200
Tampa, FL 33606

Site Investigator: Irma Febo, MD
Department of Pediatrics
University of Puerto Rico, School of Medicine
San Juan, Puerto Rico 00936

1.5 Clinical Laboratories

Central Laboratory: MTN Central Laboratory
Magee-Women's Research Institute
204 Craft Avenue
Pittsburgh, PA 15213

Starpharma Laboratory: Starpharma Pty Ltd Bioanalytical Laboratory
Baker Building
75 Commercial Road
Melbourne, 3004, VIC Australia

Site Laboratory: All Children's Hospital
801 6th Street South
St. Petersburg, FL 33701

Site Laboratory: Tampa General Hospital
2 Columbia Drive
2nd Floor West Pavilion
Tampa, FL 33606

Site Laboratory: University of Puerto Rico
Medical Science Campus
Department of Pathology, Lab 606A
San Juan, Puerto Rico, 00936

1.6 Data Center

Data Center: Statistical Center for HIV/AIDS Research & Prevention
Fred Hutchinson Cancer Research Center
1100 Fairview Avenue N., LE-400
PO Box 19024
Seattle, WA 98109-1024

1.7 Study Operations

Study Operations: Family Health International (FHI)
PO Box 13950
Research Triangle Park, NC 27709

2. INTRODUCTION

2.1 HIV/AIDS Prevention and Microbicides

According to UNAIDS, an estimated 38.6 million (33.4 million–46.0 million) people worldwide were living with human immunodeficiency virus (HIV) in 2005. An estimated 4.1 million (3.4 million–6.2 million) became newly infected with HIV and an estimated 2.8 million (2.4 million–3.3 million) lost their lives to acquired immunodeficiency syndrome (AIDS) [1]. Given these statistics, it is clear that available prevention options today have been insufficient to stem the tide of the AIDS epidemic, particularly for women, who continue to comprise a growing proportion of new HIV infections around the world. There is an urgent need for prevention methods that women can initiate and control themselves. Topical microbicides represent one such method, and a growing body of data suggests that a safe and effective topical microbicide will be a real option for women in the future. Many candidate microbicides are currently in various stages of preclinical and clinical investigation; SPL7013 gel is a dendrimer-based topical microbicide candidate with significant promise as a safe and effective means of prevention of HIV transmission.

2.2 The MTN Research Agenda

The MTN microbicide development plan has been designed to move candidate microbicides such as SPL7013 Gel from the preclinical evaluation phase through to licensure. Candidate microbicides are considered for MTN development if they meet the following minimum criteria; (i) the International Working Group on Microbicides (IWGM) criteria for advancement into Phase 1 human studies, (ii) the commercial sponsor must be able to provide sufficient quantities of the candidate to undertake Phase 1 studies, (iii) the sponsor must have a formulation appropriate for human administration or be prepared to subcontract formulation development to agencies such as the NIAID/DAIDS formulation subcontract, (iv) the IND should have been submitted, and (v) an updated Investigator's Brochure must be available. SPL7013 Gel is a product that meets all of these criteria.

2.3 Adolescent Medicine Trials Network for HIV/AIDS Interventions (ATN)

The MTN will collaborate with the ATN to carry out MTN-004. The ATN has been the only national network focused on studying the emerging HIV epidemic in teens infected through sex or drug-injecting behaviors. The scientific findings generated within this network inform the nation's adolescent-specific HIV/AIDS scientific agenda to improve HIV prevention efforts and the medical and psychosocial management of HIV-infected teens. The National Institute of Child Health and Human Development (NICHD) supports the ATN and its infrastructure with the capacity for behavioral, microbicial, prophylactic, therapeutic, and vaccine trials to take full advantage of results gleaned from detailed observational and laboratory-intensive studies.

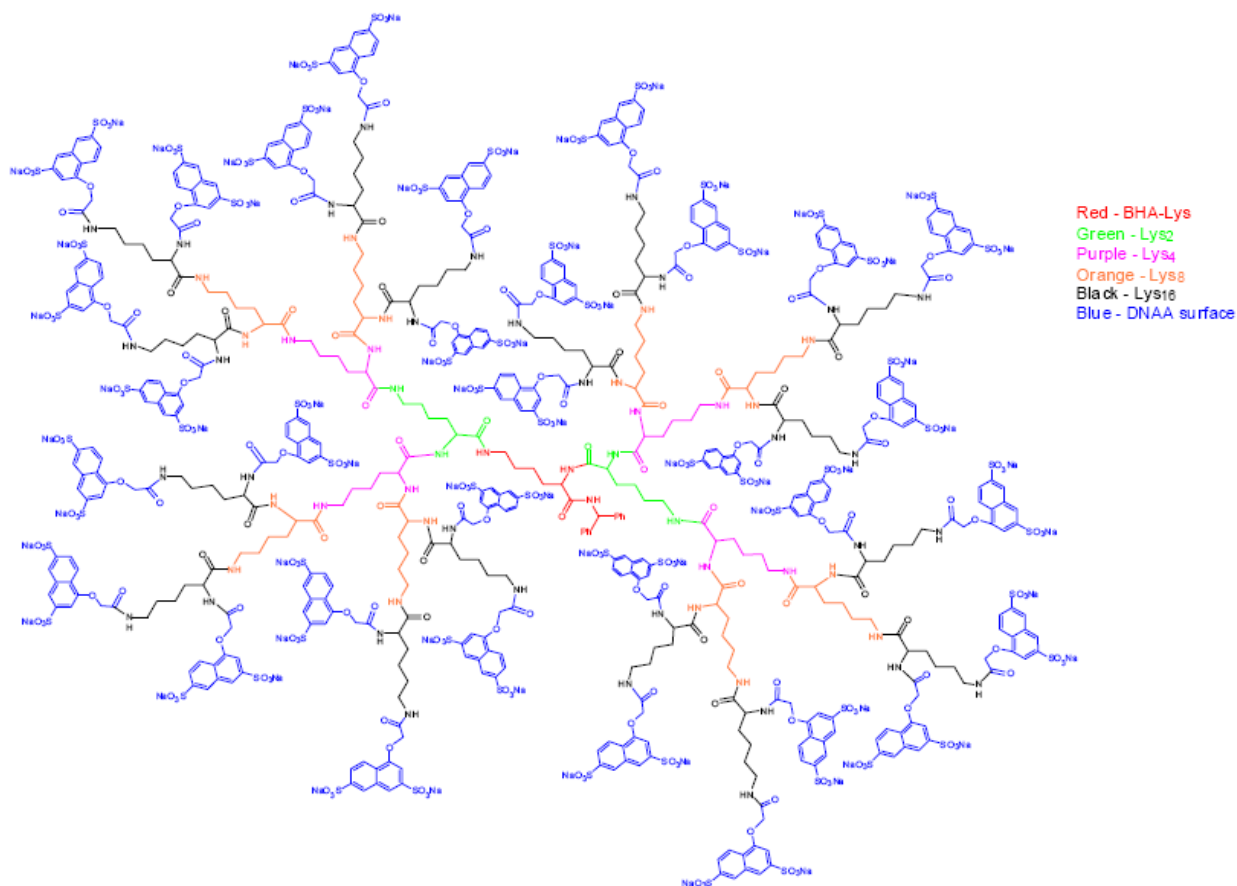
The primary mission of the ATN is to conduct research, both independently and in collaboration with existing research networks on promising behavioral, microbicidal, prophylactic, therapeutic, and vaccine modalities in HIV-infected and HIV-at-risk adolescents, ages 12 through 24 years. The ATN brings expertise and resources to collaborative protocol development that ensures feasible and acceptable study design as well as experience in recruiting and retaining this unique population. For the purposes of collaborative research, the resources in the ATN support the site-specific and negotiated participant-specific costs entailed in collaborative research activities, and do not duplicate but draw upon the regulatory, drug repository, laboratory, forms design, database management, and statistical capacity available in the NIH-funded research networks which choose to collaborate with the ATN.

2.4 SPL7013

SPL7013 is the active pharmaceutical ingredient (API) which, when formulated into a vaginal gel, is known as SPL7013 Gel. Dendrimers are a relatively new class of macromolecules characterized by multiple layers of subunits branching out from a central core; they are constructed by repeated stepwise addition of branching units to a core [2]. During lead optimization for dendrimer-based microbicides with HIV and herpes simplex virus (HSV) antiviral potential by Starpharma Pty Ltd, SPL7013 emerged as a candidate with significant antiviral properties. In addition it was the easiest to prepare on large scale as a single molecular species, having the optimal formulation compatibility and an excellent stability profile. Under IND 62,482, SPL7013 gel was granted “Fast Track” status by the U.S. Food and Drug Administration (FDA) for the HIV prevention indication. Further information on the formulation of SPL7013 Gel is noted in Section 6. A sufficient body of preclinical and clinical safety data exists to support further clinical testing of SPL7013 gel. This section summarizes *in vitro*, animal, and clinical studies to date. Further detailed information is available in the SPL7013 Gel (VivaGel™) Investigator’s Brochure [3].

The chemical name for SPL7013 is 2,6-bis-((1-naphthalenyl-3,6-disulfonic acid)-oxyacetamido)-2,6-bis-2,6-bis-2,6-bis-(2,6-diamino-hexanoylamino)-2,6-diamino-hexanoic acid (diphenylmethyl)-amide, polysodium salt. The underlying dendrimer architecture of SPL7013 is created by the addition of (L)-lysine molecules in layers or generations radiating out from a divalent core (the benzhydrylamine amide of (L)-lysine). The last step in the synthesis of SPL7013 involves attachment of 32 copies of a naphthalene-3, 6-disulfonate derivative to form the outer surface. The completed structure is an example of a polylysine dendrimer and the molecular weight is 16,582 Da). The structure of SPL7013 is noted in Figure 1.

Figure 1. Chemical structure of SPL7013



SPL7013 is a member of the class of compounds called dendrimers, a chemically diverse array of macromolecules. As pharmaceuticals, dendrimers offer a unique single-molecule structure for the presentation of multiple copies of a given surface group which are attached to the underlying dendrimer architecture through linkers [4]. SPL7013 Gel is a water-based Carbopol® gel buffered to a physiologically compatible pH (Table 1).

Table 1: SPL7013 Gel Formulation

| Ingredient | Function in Formulation | Amount (weight for weight (w/w)) |
|-----------------------|----------------------------|----------------------------------|
| SPL7013 | Antiviral | 3.0% |
| Purified Water, USP | Solvent | qs to 100% |
| Methylparaben, NF | Antimicrobial preservative | 0.18% |
| Propylparaben, NF | Antimicrobial preservative | 0.02% |
| EDTA | Antioxidant | 0.1% |
| Carbopol® 971P | Gelling agent | 5.0% |
| Propylene glycol, USP | Emollient | 1.0% |
| Glycerin, USP | Emollient | 1.0% |
| 2N NaOH | pH adjusting agent | qs to pH 5.0 |

The placebo gel is the base formulation without SPL7013 (Table 2).

Table 2: Placebo Gel Formulation

| Ingredient | Function in Formulation | Amount (w/w) |
|-----------------------|--------------------------------|---------------------|
| Purified Water, USP | Solvent | qs to 100% |
| Methylparaben, NF | Antimicrobial preservative | 0.18% |
| Propylparaben, NF | Antimicrobial preservative | 0.02% |
| EDTA | Antioxidant | 0.1% |
| Carbopol® 971P | Gelling agent | 5.0% |
| Propylene glycol, USP | Emollient | 1.0% |
| Glycerin, USP | Emollient | 1.0% |
| 2N NaOH | pH adjusting agent | qs to pH 5.0 |

2.4.1 Manufacturer

Industrial Research Limited (IRL, New Zealand) will manufacture the unformulated SPL7013 drug substance. The Center for Pharmaceutical Science and Technology (CPST), University of Kentucky will manufacture the 3% w/w SPL7013 Gel and Placebo Gel for this study.

2.4.2 Strength of Active Product

This protocol will utilize the 3% w/w SPL7013 Gel.

2.4.3 Study Product Storage

3% w/w SPL7013 Gel and placebo gel should be stored in the single-use, pre-filled polypropylene applicators at 20-25°C (68-77°F) for up to 12 months, with short-term excursions allowed between 15-30°C (59-86°F) in storage/shipping. SPL7013 Gel has been shown to be stable in the vaginal applicators for up to 6 months at 40°C (104°F). This storage area at study sites should be in a secure limited-access area

2.5 Mechanism of Action

Dendrimers can be synthetically engineered to have properties that prevent virus entry and infection [5]. In particular, polyanionic dendrimers are able to block virus attachment to cells or interfere with virus adsorption. SPL7013 is able to interact at multiple target sites, a factor which also enhances its antiviral activity [6].

2.6 Anti-HSV Activity

In vitro and *in vivo* studies in mice on a selection of dendrimer-based compounds have reported potent inhibition of HSV-1 and HSV-2 [7]. In a mouse model, unformulated SPL7013 provided significant protection from genital herpes disease and infection at concentrations as low as 1 mg/mL and for at least 1 hour following topical (vaginal) administration of 10 mg/mL [6]. SPL7013 formulated into SPL7013 Gel and two related formulations was further evaluated in mouse and guinea pig models of genital herpes infection. In the murine evaluations each of the formulations provided significant protection at concentrations of 10 and 50 mg/ml. Formulated SPL7013 provided

protection for at least 1 hour at a concentration of 10 mg/ml. The SPL7013 Gel formulation was chosen for dose ranging experiments using the guinea pig model of vaginal genital herpes. The guinea pig evaluations suggested that doses of 30 to 50 mg/ml were required for optimal protection. The results of these evaluations indicate that SPL7013 shows significant promise as a microbicidal product with antiviral activity.

2.7 Anti-HIV-1 Activity

In vitro studies of SPL7013 have demonstrated antiviral activity against HIV type 1 (IC₅₀=1.90 µg/mL), HIV type 2 (IC₅₀=4.38 µg/mL) and chimeric-simian human immunodeficiency viruses (SHIV) (IC₅₀=0.25 µg/mL). The antiviral properties of polyanionic dendrimers are mediated by multiple mechanisms including inhibition of viral transmission, attachment, fusion, and replication.

Studies of inhibition of attachment, fusion, and viral replication found no significant cytotoxic effects of SPL7013 at concentrations up to 100 µg/mL (highest concentration tested). The cellular cytotoxicity of SPL7013 in human PBMCs was reassessed against two previously tested strains (one type of HIV-1 Clade D and one type of HIV-1 Clade O); this study confirmed SPL7013 efficacy against these strains, with therapeutic indices of >676 and >1348 against Clade D and O, respectively.

Cervical and colorectal explant cultures were exposed to HIV-1 in the presence or absence of 5% SPL7013. In the absence of SPL7013, the cervical and colorectal explant cultures replicated HIV-1, which peaked approximately by day 14 of culture. SPL7013 blocked infection in 3 of 4 colorectal explant cultures and in 2 of 2 cervical explant cultures. This was significant inhibition of HIV-1 infection in these tissues.

A SHIV-challenge study of female pigtailed macaques (8 animals/untreated, 8 animals/placebo, 6 animals/active treatment group, up to 5% w/w SPL7013 Gel, single dose) found that 3-5% w/w SPL7013 Gels were effective in blocking vaginal transmission of a single virus challenge with SHIV [8]. Neither SPL7013 nor placebo gel produced any adverse effects following the single application.

Table 3: Effects of SPL7013 Gels on Vaginal Transmission of SHIV_{89.6P} in Macaques

| Treatment Group | Number of Animals | Virus Isolation* | Viral DNA PCR* | Plasma Viral RNA* | CD4 Cell Depletion* | Anti-SHIV Antibody* | % Infection |
|--------------------|-------------------|------------------|----------------|-------------------|---------------------|---------------------|-------------|
| 5% w/w SPL7013 Gel | 6 | 0 | 0 | 0 | 0 | 0 | 0 |
| 3% w/w SPL7013 Gel | 6 | 1 | 1 | 1 | 1 | 1 | 16.7 |
| 1% w/w SPL7013 Gel | 6 | 4 | 4 | 4 | 4 | 2 | 66.7 |
| Placebo Gel | 8 | 7 | 7 | 7 | 7 | 5 | 87.5 |
| Untreated control | 8 | 8 | 8 | 8 | 8 | 6 | 100 |

*Results of each assay expressed as number of positive macaque(s) per total tested.

2.8 In vitro Studies

2.8.1 Cytotoxicity

In vitro studies of cytotoxicity suggest that SPL7013 has a significant therapeutic index, with little potential for cytotoxicity. An investigation of SPL7013 5% formulation in colorectal and urogenital epithelial cell lines and primary immune cells found the microbicide to be relatively non-toxic as determined by an ATP-dependent luminescence assay. SPL7013 did not affect an intact, polarized epithelial monolayer, a potential marker for product safety on mucosal epithelia [9].

Human cervical explant cultures were used to evaluate potential toxicity of SPL7013 Gel. Histological analysis of cervical tissues exposed to 5% w/w SPL7013 Gel and placebo showed regenerated epithelium and an intact lamina propria similar to the untreated control. Further, an MTT (3-(4,5-dimethylthiazol-2-yl)-2,5-diphenyltetrazolium bromide) assay confirmed these results [10]. A recent study utilized a human colorectal explant culture to evaluate the potential toxicity of SPL7013 Gel, among others [11]. This model found shedding of epithelium with intact lamina propria to occur in association with exposure to SPL7013, without evidence of necrosis on histological analysis. An MTT assay confirmed these results. Viability of tissues treated with SPL7013 was not significantly different from that of the control media.

2.8.2 Spermatozoa Motility

SPL7013 was not shown to be spermicidal in a modified Sander-Cramer assay. Motile spermatozoa were noted following a room temperature incubation of semen with an SPL7013 dilution.

2.8.3 Genetic Toxicity

Based upon negative findings in Ames test and *in vitro* mammalian chromosome aberration assays (Chinese hamster ovary cells), it was concluded that SPL7013 has no mutagenic potential based on those assays.

2.9 Animal Studies

2.9.1 Oral administration

Multiple toxicity studies performed in rats have suggested a low risk for acute toxicity from SPL7013. An oral gavage study of acute toxicity in rats (3 animals/group, 3 groups, up to 1600 mg/kg/day) had no mortality and no clinical signs or effects on animals' body weight were reported. Based on this study, the no-observed-effect-level (NOEL) was estimated to be greater than 1600 mg/kg.

2.9.2 Intravenous Administration

A study of intravenous administration of SPL7013 in rats (20 male, 20 female, 5/sex/dosage group, single-dose up to 75 mg/kg) noted signs of toxicity (both clinically and on necropsy) in some animals at the 50 mg/kg and 75 mg/kg dose levels. The NOEL was determined to be 25 mg/kg for the intravenous administration route. A study

of intravenous administration in rabbits (2 animals/group, 4 groups, up to 75 mg/kg, single dose) found a dose of 25 mg/kg (the NOEL) well tolerated, but noted adverse effects by clinical and necropsy evaluation in some animals at the 50 and 75 mg/kg dose levels.

2.9.3 Vaginal Administration

Animal studies of vaginal administration of SPL7013 Gel have suggested a low risk for acute toxicity. A study of acute toxicity in rats (5 animals/group, 2 groups, placebo vs. 5% gel, 0.1 mL single vaginal dose) found no clinical signs of toxicity or vaginal irritation in either group. No effects were noted in body weight gain. There were no macroscopic changes in systemic organs on necropsy. The NOEL was calculated as 28.6 mg/kg. A study of vaginal administration of SPL7013 Gel in rabbits (3 animals/group, 2 groups, placebo vs. 5% w/w SPL7013 Gel, single dose 1.0 mL test article volume) noted no clinical signs of systemic toxicity in either group, and no effects on body weights, body weight gains, or food consumption. No differences were observed between groups with respect to vaginal irritation following a single vaginal dose.

Studies of repeat-dose toxicity in rats, rabbits, dogs, and macaques also found a lack of evidence for systemic toxicity. A study of rats (10 animals/group, 5 groups, up to 25 mg/kg/day, single daily 0.1 mL dose, 14-day exposure) found minimal vaginal irritation in all dose groups, with no systemic toxicity noted (NOEL >25 mg/kg). Rabbits receiving vaginal SPL7013 Gel (5 animals/group, 5 groups, up to 5% w/w SPL7013 Gel, single daily 1.0 mL dose, 14-day exposure) were not observed to have significant vaginal irritation or signs of systemic toxicity (NOEL >12.5 mg/kg).

A study in pigtailed macaques (6 animals/group, 3 groups, receiving 0%, 1%, 3% and 5% w/w SPL7013 Gel in a 1.5 ml volume, four consecutive daily applications) examined the vaginal safety of SPL7013 [12]. Vaginal safety measures included colposcopy, vaginal pH, and microflora determinations. Cervicovaginal tissue disruption and/or friability were noted in four of six animals receiving the 5% w/w SPL7013 formulation. None of the animals treated with the 1% or 3% w/w SPL7013 Gel formulation demonstrated cervicovaginal irritation. Observations of subepithelial vasculature were noted in the majority of animals from each arm of the study. Statistically significant decreases in vaginal pH were noted 30 minutes after the application of each SPL7013 Gel formulation, and remained lower than baseline at 24 hours after application. These values were recovered to baseline at the Day 8 measurement. Differences in vaginal pH were not statistically significant in comparison to values noted after application of placebo gel (base formulation without added SPL7013) at these time points.

In the same macaque study, when quantities of vaginal microflora between placebo and treatment groups were compared, there were few significant differences. Of the daily comparisons, significant differences were found between the placebo-treated group and the 3% w/w SPL7013 Gel treated group concerning H₂O₂-producing lactobacillus on day 4 and between the placebo-treated group and the 5% w/w SPL7013 Gel treated group concerning H₂O₂-producing lactobacilli on day 5. No significant differences were noted on the other study days. Due to the small sample size, the investigators did not

conclude that these were true differences, and no pattern of product-induced suppression of these organisms emerged.

Profiles of vaginal and cervical biopsy specimens collected from macaques in the same study 24 hours after the final application of 1%, 3%, and 5% w/w SPL7013 Gel were mostly similar to baseline profiles assessed in these studies (layers of epithelial cells, presence of polymorphonuclear cells, plasma cells and lymphocytes). Biopsy specimens from animals that received the test gel had histologic profiles similar to those that received placebo. Although statistical analyses indicate an increase in presence of plasma cells in the 1% SPL7013 treated animals, these increases reflected no more than one cell greater than the normal profile range (0-4 cells per high power field). No clinical significance was attached to these findings (unpublished data). Overall, repeated daily vaginal use of 1% and 3% w/w SPL7013 Gels resulted in an acceptable safety profile, as evaluated by colposcopy, pH determination, microflora evaluation, and histology, compared to the profiles achieved with the placebo gel.

2.9.4 Penile Administration

A study of penile administration in dogs (3 animals/group, 2 groups, placebo vs. 3% w/w SPL7013 Gel) found the test article to be well tolerated, with no effects noted on clinical observations, including degree of erythema, edema, body weights, or food consumption (NOEL >3.4 mg/kg).

2.9.5 Rectal Administration

A study of rectal administration in macaques (8 animals, crossover design, 3% w/w SPL7013 Gel vs. placebo vs. no product, 3 daily applications of single dose 2.5 mL gel or no product) found 3% w/w SPL7013 Gel to be well tolerated by rectal tissues and microflora compared to tolerance of the placebo gel [12].

2.9.6 Developmental Toxicology

A study of vaginal administration in rats (25 animals/group, 4 groups, up to 5% w/w SPL7013 Gel, 0.1 mL daily dose for 12 days) found no evidence of teratogenicity at any dose (NOEL >25 mg/kg or 5% w/w SPL7013 Gel). A study of vaginal administration in rabbits (23 animals/group, 4 groups, up to 5% w/w SPL7013 Gel, 1.0 mL daily dose for 14 days) did not find evidence of developmental toxicity. This study reported maternal deaths, but based on follow-up studies and histopathological evaluation, these mortalities were concluded to be the result of a local, facility/procedure related and species-specific response that has an understood pathogenesis. Further details are available in the Investigator's Brochure.

2.9.7 Pharmacokinetics

SPL7013 was not detected in plasma samples drawn from those animals that were dosed vaginally with SPL7013 Gel in the rat and rabbit repeat dose studies and rabbit teratology study that are described above. The identified lower limit of quantification (LLOQ) of SPL7013 in these plasma samples was 0.5 µg/mL (30 nM).

2.10 Clinical Studies

Currently there is one completed clinical trial of the safety of SPL7013 Gel. This study was a Phase 1, randomized, double blind, placebo-controlled, study of 0.5%, 1% and 3% w/w SPL7013 Gel (Starpharma protocol number SPL7013-001). This study examined the safety, tolerability and pharmacokinetics of SPL7013 Gel at three escalating dose levels when administered vaginally in healthy female volunteers once daily for seven consecutive days. Participants consisted of 37 healthy females aged between 18 and 43 years, all with regular menstrual cycles. A total of 36 participants completed all components of the trial, with one volunteer withdrawn due to a finding present prior to dosing that was deemed unrelated to study procedures or study product.

Table 4: Design of First Clinical Study in Women

| Group | N | Dose Level | Doses | Interval |
|-------|--------------------------|----------------------|---|----------|
| 1 | 12 (8 active, 4 placebo) | 0.5% w/w SPL7013 Gel | 7 | 24-hour |
| 2 | 12 (8 active, 4 placebo) | 1.0% w/w SPL7013 Gel | 7 | 24-hour |
| 3 | 13 (9 active, 4 placebo) | 3.0% w/w SPL7013 Gel | 7 for 12 participants, 3 for 1 participant | 24-hour |

Safety evaluations included clinical symptom assessment, vital sign measurements, clinical laboratory diagnostic results, colposcopic examination of the vulva, vagina, and cervix, and examination of the vaginal microflora. No serious adverse events (SAEs) were reported in this trial. Adverse events (AEs) were experienced by 31 of 37 participants, with a total of 13 events having a possible causal relationship to study treatment (active or placebo). All reported AEs were deemed to be of mild or moderate intensity except for a tension headache of severe intensity reported by a participant who received the placebo gel, but this event was not considered to be related to study treatment. Of the moderate intensity AEs, the only one judged possibly related to study treatment was a rash on the jaw-line, experienced by a participant receiving placebo gel. All other AEs, which were possibly related to study treatment, were of mild intensity.

Table 5: Reported AEs Possibly Related to Study Treatment

| AE | Participants Receiving Active | Participants Receiving Placebo |
|-----------------------|-------------------------------|--------------------------------|
| Mild abdominal pain | 4 | 1 |
| Mild dysuria | 1 | 0 |
| Mild genital pruritus | 0 | 1 |

Common AEs judged unlikely to be or not related to study treatment included headache, metrorrhagia, and venipuncture site bruise. No identifiable trends in AEs were observed when analyzed by type or by dose of study agent. On colposcopy, no participants showed signs of vulvar, vaginal or cervical inflammation or other pathology related to gel exposure. Analysis of vaginal flora in both active and placebo groups noted lower concentrations of normal lactobacilli, higher concentration of facultative gram-negative

rods, and a decrease in proportion of anaerobic forms. This change in flora was not associated with any cases of vaginal infection, and flora generally returned to pre-gel levels by the Day 14 follow-up visit. Most participants experienced leakage of the gel across all SPL7013 Gel treatment groups (24 out of 25) on at least one occasion during the dosing period, but the volume of discharge was small, and was transitory. The discharge in all instances was not associated with vaginal burning, pruritus or malodor, and was easily tolerated. No clinically relevant changes in vital sign measurements or laboratory values were noted. SPL7013 plasma concentrations were measured by a validated, bioanalytical capillary electrophoresis method in all participants who received the highest dose level (3.0% w/w SPL7013 Gel). No SPL7013 was detected in any plasma sample analyzed during the study (LLOQ = 0.5µg/mL [30nm]).

A Phase I safety study of 3.0% w/w SPL7013 Gel in sexually abstinent women was recently initiated within the Sexually Transmitted Infections Clinical Trials Group under the IND for HSV-2 prevention. Safety will be measured by clinical symptoms and adverse events, pelvic exam with colposcopy and measurement of innate immunological factors in the genital tract; tolerability will be measured by standardized questionnaire. This trial is expected to complete enrollment in 2007.

2.11 Safety Data: Placebo Gel

The placebo gel to be used in this study is formulated primarily from water, but also contains Carbopol® and other ingredients as outlined in Section 6.2. Carbopol® is one of the most widely used excipients for thickening topical lotions, creams and gels. Carbopol® and other types of similar polymers are also used to modify the rheology (flow properties) of water-based systems and to stabilize multi-phase systems such as emulsions and suspensions [13]. Also known as carbomer, this type of thickener is a high-molecular weight polymer that is not absorbed by body tissues.

2.11.1 *In vitro* Studies

Carbopol®, the gelling agent in the placebo gel, has been the subject of numerous *in vitro* studies. Biological oxygen demand tests have demonstrated that the biological oxygen demand of Carbopol® crosslinked polyacrylic acid polymers is zero, contributing to an excellent shelf life in severe environments [14]. The Carbopol®-based aqueous placebo gel planned for use in this study was found to be not disruptive to transepithelial resistance at a nontoxic product concentration. Using a cervical explant culture model, a Carbopol®-containing placebo did not affect tissue viability as compared to the control based on the MTT assay [15]. Further, tissue architecture appeared histologically normal. A subsequent study utilizing a human colorectal explant culture model found explants treated with this placebo gel to be histologically normal. Results from an MTT assay showed a non-significant reduction in viability of intestinal explants exposed to SPL7013 compared to those exposed to the medium control.

2.11.2 Animal Studies

Carbomer is the generic name adopted by United States Pharmacopeia (USP) for various Carbopol[®] homopolymers. Acute oral studies with rats, guinea pigs, mice and dogs showed that carbomers have low toxicities when ingested. No mortalities occurred in rabbits injected intravenously with 1%, 2% or 3% carbomer in aqueous solution at a dose of 5 mL/kg. Rabbits showed minimal skin irritation when tested with 100% carbomer, and zero to moderate eye irritation when tested with carbomers and/or their various salts at concentrations of 0.20-100% [16].

Single and repeated dose oral, intravenous and vaginal administration in rats and rabbits of the base placebo gel (base formulation without added SPL7013) planned for this protocol was not associated with significant adverse clinical effects or systemic toxicity. Repeat dose penile administration in dogs of this placebo gel was also well tolerated and not associated with adverse clinical effects or systemic toxicity.

A study in pigtailed macaques (6 animals/group, 3 groups, placebo, 1 and 5% w/w SPL7013 Gel, followed by a separate assessment of the 3% w/w SPL7013 Gel controlled by a repeat of the placebo arm) examined the vaginal safety of SPL7013 and the base placebo gel [12]. Mild erythema was noted in 2 of 12 placebo-treated animals. There were no statistically significant differences in pre- and post-application pHs with the placebo gel in this study. Rectal administration of the placebo gel in pigtailed macaques was associated with a slightly increased level of epithelial desquamation [12].

2.11.3 Clinical Studies

Powdered Carbopol[®] polymers have a long history of safe use in cosmetic and pharmaceutical products.⁷ Clinical studies with carbomer and its various salts showed that these polymers have low potential for skin irritation and sensitization at concentrations up to 100%. Propylene glycol and glycerin (other ingredients in the placebo gel formulation) are both generally recognized as safe (GRAS) for use in humans. Methylparaben and propylparaben are affirmed GRAS Direct Food Substances in the USA at levels up to 0.1%, and are widely used in vaginal formulations at levels of 0.1-0.18% and 0.02-0.1%, respectively.

MTN-004 will utilize as the placebo gel the same Carbopol[®]-based aqueous gel that was utilized in clinical protocol number SPL7013-001, the first clinical study of SPL7013 gel following vaginal application. As previously mentioned, this study had no deaths or SAEs. AEs that were considered to be possibly related to the study treatment were experienced by 3 of 12 participants receiving placebo, including one moderate AE (rash on jaw-line). The only AE reported of severe intensity was a tension headache in a placebo recipient, although this was not deemed related to study product or procedures. Eleven participants who received placebo gel reported product leakage on one or more occasions, but without complaints of burning, itching or unpleasant odor. One participant who received placebo gel reported itching without associated discharge. No participants receiving placebo gel had colposcopic findings consistent with inflammation

or other pathology related to study agents. Lower concentrations of vaginal lactobacilli with a concomitant increase in colonization with facultative gram-negative rods were noted on vaginal culture during placebo gel use, but no cases of bacterial vaginosis or any intermediate Nugent score were identified. No clinically relevant changes were noted in vital signs or clinical laboratory diagnostic results.

2.12 Study Hypothesis and Rationale

2.12.1 Study Hypothesis

MTN-004 hypothesizes that 3% w/w SPL7013 Gel will be safe, well-tolerated and acceptable for twice daily vaginal application among healthy sexually active young women.

2.12.2 Rationale for Sexually Active Study Population

This will be the first study of 3% w/w SPL7013 Gel in a sexually active study population. Studies of safety and acceptability in a sexually active population of women are important for understanding the potential of a candidate microbicide for several reasons. A vaginal microbicide, if approved, is intended for use by sexually active women, and thus must be evaluated for acceptability by this population. In addition, the product should have its safety profile evaluated in women who are experiencing the mechanical effects of intercourse on vaginal and cervical epithelial integrity.

Based upon protocol stipulations and preclinical investigations of the study product to date, neither SPL7013 Gel nor the Placebo Gel is expected to be associated with adverse effects or toxicity in male partners of female study participants. Female volunteers will be informed at the Screening Visit and then reminded at all subsequent study visits that male partner knowledge of study participation is encouraged and left to the volunteers' discretion, and that male condom use is a protocol-specified requirement for study participation. According to the results of male condom integrity studies, SPL7013 Gel does not compromise the integrity of latex male condoms, as assessed by burst pressure, time to burst and burst volume, with no apparent change in dimension of male condoms after exposure to the gel. Volunteers who are unwilling or unable to comply with the male condom requirements of this protocol will not be enrolled. Based on a study of penile administration in dogs, no toxicity in male partners is expected in the event of inadvertent exposure. A Phase 1 study of the safety of 3% w/w SPL7013 Gel in male volunteers is currently enrolling participants (Protocol Number SPL7013-002).

In the event that a study participant did not follow protocol guidelines specifying male condom use, it is unlikely that the product would lead to any significant exposure in sexual partners. No quantifiable or significant systemic absorption in female participants is expected. The single completed Phase 1 study of vaginal exposure to SPL7013 Gel was conducted in sexually inactive volunteers who remained in a Phase 1 clinical trial unit for the duration of the dosing period, and therefore did not include partner consent. While male partner consent will not be a part of this study, reported

instances of unprotected intercourse at any time during the study period will be reported as participant non-adherence to the protocol, as defined by study-specific procedures, with these cases being referred to the physician site investigator for further evaluation according to study-specific procedures if necessary.

2.13 Justification of Dosing

The utilization of a 3% w/w SPL7013 dose concentration is based on considerations of safety, potential efficacy, and physical properties of SPL7013 Gel. In a study of pig-tailed macaques described above, the safety profile following the use of the 5% SPL7013 formulation did indicate some deleterious effects on the cervicovaginal environment assessed by colposcopy, as compared to the 3% w/w SPL7013 formulation. Investigators evaluating unformulated and formulated dendrimer-based microbicide candidates in mouse and guinea pig models of HSV-2 infection concluded that concentrations of 3% or higher of the formulated SPL7013 product may be necessary for optimal protection against genital herpes. As reviewed above, macaques treated with SPL7013 showed a dose-dependent resistance to SHIV viral challenge, with 3-5% w/w SPL7013 Gels effective in blocking vaginal transmission of SHIV in macaques after single gel application followed by single virus challenge. Studies also indicate that the SPL7013 Gel formulation decreases in viscosity as the concentration of SPL7013 increases. Given these considerations, it seems most scientifically appropriate that clinical research for vaginal application proceed with the 3% w/w SPL7013 Gel formulation.

The dose volume of 3.5 g (equivalent to 3.5 mL) of 3% w/w SPL7013 Gel has been selected as the dose that is intended to provide optimum vaginal and cervical coverage while minimizing leakage of product from the vagina. This balance between coverage and leakage has been investigated using other potential vaginal microbicide candidate gels with similar physicochemical properties to SPL7013 Gel. These studies showed that 3.5 mL of gel provides adequate coverage with minimal leakage [17]. 14 consecutive days of dosing is considered to be the maximum length of time in which menses does not overlap with product application and/or follow up visit. Twice daily dosing for 14 days represents the accepted duration of exposure during Phase 1 microbicide studies as this level of product exposure exceeds the likely frequency of gel administration during efficacy studies, which will be driven by coital frequency.

3. OBJECTIVES

3.1. Primary Objective

- To assess the safety of 3% w/w SPL7013 Gel when administered for 14 consecutive days on the vulvar and cervicovaginal mucosa of healthy sexually active HIV-negative women aged 18 – 24 years.

3.2. Secondary Objectives

- To assess the adherence to a short-term regimen of 3% w/w SPL7013 Gel among healthy sexually-active HIV-negative women aged 18 – 24 years.
- To evaluate product acceptability among healthy sexually-active HIV-negative women aged 18 – 24 years.
- To assess the effect of a twice daily short-term regimen of 3% w/w SPL7013 Gel on the vaginal microflora of healthy sexually-active HIV-negative women aged 18-24 years.

3.3. Exploratory Objectives

- Determine the pattern of cytokine/chemokine, innate immune factor changes, and functional activity associated with use of 3% w/w SPL7013 Gel in the lower reproductive tract of healthy sexually active HIV-negative women aged 18 – 24 years.
- Determine by means of dye-based applicator test the number of applicators returned to the study site that have been exposed to the vagina.
- Determine the extent of SPL7013 absorption into the blood following the completion of product dosing.

4. STUDY DESIGN

4.1. Identification of Study Design

MTN-004 is a two site, Phase I, double blind, randomized, controlled comparison with 14 days of twice daily exposure to 3% w/w SPL7013 Gel or placebo gel, and follow up among HIV-uninfected sexually active women. Participants in both arms will receive male condom counseling and free male condoms on an ongoing basis. The study will be conducted at two sites: University of South Florida and University of Puerto Rico.

Table 6: Study Design

| Arm | Description | N | Frequency |
|-----|------------------------------|----|-------------------------------|
| 1 | 3% w/w SPL7013 Gel daily use | 20 | Twice daily for fourteen days |
| 2 | Placebo Gel daily use | 20 | Twice daily for fourteen days |

4.2. Summary of Major Endpoints

Primary Endpoints

- Abnormal genital symptoms judged by the Investigator to be possibly, probably, or definitely related to product use
- Abnormal pelvic exam findings, including colposcopic findings, judged by the Investigator to be possibly, probably, or definitely related to product use
- Grade 3 or higher laboratory values (as defined by the DAIDS Toxicity Tables) for hematology, liver function, creatinine level and coagulation judged by the Investigator to be possibly, probably, or definitely related to product use
- Adverse experiences judged by the Investigator to be possibly, probably, or definitely related to product use

Secondary Endpoints

Consistent with the secondary study objectives to assess adherence to, and acceptability of, a short-term regimen of 3% w/w SPL7013 Gel, and to assess the effect of this regimen on vaginal microflora, the following endpoints will be assessed:

- The proportion of participants who report via adherence questionnaire that they were adherent to the product use regimen, with adherence defined as the application of at least 80% of the expected number of doses of study product over the two weeks of product use;
- The proportion of participants who at their Week 2 Clinic Visit report via the acceptability questionnaire that they would be very likely to use the candidate microbicide during sexual intercourse in the future;
- Reported positive and negative aspects of using study product;
- Changes in vaginal flora.

Exploratory Endpoints

- Changes in cervical cytokine, innate immune factor (secretory leukocyte protease inhibitor (SLPI) and lactoferrin) expression, and functional activity (antiviral and antibacterial) in cervicovaginal secretions;
- Positive dye-based markers for vaginal exposure of applicators returned to the study site;
- Detection of SPL7013 in blood samples at Day 0 and Week 2 Clinic Visit (Target Day 14).

4.3. Description of Study Population

The study population will include 18 to 24 year old US women who are HIV-negative, non-pregnant, sexually active, and healthy with a normal genital tract who are using adequate contraception.

4.4. Time to Complete Enrollment

The approximate time to complete study enrollment is expected to be six months.

4.5. Study Groups

Two study arms are planned. A total of approximately 40 women will be randomized at a 1:1 ratio stratified by site to 3% w/w SPL7013 Gel or base placebo gel, with both groups applying the product vaginally twice daily (approximately every 12 hours) for 14 days. Additional participants will be enrolled to ensure that a total of 40 evaluable participants complete the two-week study.

4.6. Sequence and Duration of Trial Periods

Table 7: Sequence and Duration of Trial Periods for Individual Participants

| Screening 1 Visit | Screening 2 Visit | Enrollment Visit | 1-Week Clinic Visit | 2-Week Clinic Visit | 3-Week Clinic Visit |
|-------------------|-------------------|------------------|---------------------|---------------------|---------------------|
| DAY -36 or less | | DAY 0 | DAY 6-8 | DAY 13-15 | DAY 20-24 |

Table 8: Sequence and Duration of Trial Periods for Entire Trial

| Enrollment Period | Follow-Up Period | Total Duration |
|-------------------|------------------|----------------|
| 6 months | 1 month | 7 months |

4.7. Expected Duration of Participation

The expected duration of participation for individual enrolled participants is 21 days. Participants who have Adverse Events (AEs) which are not resolved at the 3-Week/Early Termination Visit will be followed beyond the 3-Week/Early Termination Visit until a clinically acceptable resolution of the AE(s) (at the discretion of the Site PI or NIH Medical Monitors) has been documented, including resolution date, if possible. No further study data (for purposes of data analysis) will be collected for these participants after the 3-Week/Early Termination Visit, except in cases of pregnancy to capture data on pregnancy outcome. In the unlikely event that a participant is pregnant at the time of her 3-Week/Early Termination Visit, sites will make every attempt to follow the participant until documentation can be completed regarding her pregnancy outcome.

4.8. Sites

Two study sites are planned for this trial: University of South Florida and University of Puerto Rico.

5. STUDY POPULATION.

5.1. Selection of the Study Population

A total of 40 healthy, non-pregnant, sexually active, HIV-negative women of the ages 18 through 24 years inclusive with a normal genital tract who are using adequate contraception will be enrolled in this study. For the purposes of MTN-004, “normal” is defined as:

- Anatomically normal pelvic exam at Screening 1, according to clinical judgment of the examiner
- Without evidence of genital infection at Screening 1, as defined by eligibility criteria
- Without evidence of deep disruption of the genital epithelium at Screening 1

Participants will be recruited from a variety of venues. There are two sites: University of South Florida and University of Puerto Rico. Each site will enroll approximately 20 participants. Additional participants may be enrolled if non-adherent participants need to be replaced or if enrollment “slots” need to be shifted from one site to another.

5.1.1. Composition

It is anticipated that the study population will be primarily composed of Hispanic-Latina female volunteers, although women of all racial/ethnic backgrounds will be included. As this study is primarily examining the safety of a vaginally applied product, only female volunteers will be enrolled.

5.1.2. Recruitment

Members of the research teams at both study sites will recruit women from various clinical sites at which they are providing direct patient care to potential study participants. Study staff will contact volunteers from previous research studies if those participants have previously signed an authorization permitting this type of contact. Site IRB-approved media advertisements, telephone scripts, and fliers will be used. These materials will be presented and discussed with the community advisory boards at both sites before submission to the local IRBs. Written informed consent will be obtained prior to the initiation of any study-related procedures.

5.1.3. Retention

Each site will establish participant retention procedures to target an average retention rate of 95% at 3 weeks. Study site staff members at each site are responsible for developing and implementing site-specific SOPs to target this goal.

5.1.4. Co-Enrollment Guidelines

Women with participation in any other investigational drug trial in the 30 days prior to enrollment will not be enrolled in this study. Study participants will be required to refrain from enrollment in other clinical trials involving investigational or prohibited drugs during their involvement in this study. Participants who report after enrollment their concurrent participation in such trials will be discussed by the PSRT and may be discontinued from use of study product. In this case they will be encouraged to remain in the study and will be followed with all safety evaluations deemed clinically appropriate by the Investigator and the NIH medical monitor.

5.2. Inclusion Criteria

- Age 18-24 years at screening and enrollment, inclusive, and verified per site SOP. For the Puerto Rico site, participants aged 18-20 years will be eligible if legally emancipated, with relevant local IRB waiver, or with parental consent.
- Willing and able to provide written informed consent for screening and enrollment
- General good health as determined by the site clinician at screening and enrollment
- HIV-uninfected (per HIV Antibody Testing Algorithm, Appendix III)
- Normal Pap result at screening or able to document normal result from Pap done within the 12 calendar months prior to screening
- Predictable menstrual cycle, per participant report, with ≥ 21 days between menses (does *not* apply to participants who report using a hormonal method of contraception at enrollment, e.g., Depo-Provera)
- Sexually active (penile-vaginal intercourse by participant report at a minimum average of one episode per week in the 30 days prior to screening) and intention to continue penile-vaginal intercourse at the same approximate frequency for the duration of study participation
- Willing to abstain from oral-vaginal and penile-anal intercourse for the duration of study participation.
- Visualization of vaginal and cervical anatomy that, in the clinical judgment of the colposcopist, lends itself to colposcopy
- Use of an effective method of contraception at enrollment, and intention to use effective method of contraception for the duration of study participation including one month after finishing study product application. Effective method of contraception is defined as either hormonal method (except vaginal ring); IUD inserted at least 30 days prior to enrollment; sterilization; or sexual activity with documented vasectomized partner
- Willing to abstain from the use of other intravaginal products and/or devices including sex toys from 72 hours prior to enrollment through the 3-Week/Early Termination Visit
- Willing to use 3% w/w SPL7013 Gel or placebo gel as required by protocol
- Agree to not participate in other drug or device study during study participation
- Urine negative for pregnancy test at screening and enrollment
- Agree to have partner use study provided condoms for each act of intercourse during study participation

- Willing to participate as required by protocol, including assessments and follow-up schedule

5.3. Exclusion Criteria

- History of adverse reaction to latex or to any component of the study products
- Reported history of male sex partner having an allergic reaction to latex
- Using a diaphragm, vaginal ring, and/or spermicide for contraception at enrollment, and/or intention to use a diaphragm, vaginal ring, and/or spermicide for contraception during study participation
- Pregnant or breastfeeding at screening or enrollment, or has had any form of pregnancy within 90 days of enrollment
- Grade 3 or higher liver function, creatinine, coagulation, or hematology abnormality in accordance with DAIDS toxicity table values (normal values based on site specific laboratory criteria) at screening and confirmed by retest/and or redraw
- Gynecologic surgical procedure in 90 days prior to enrollment (e.g., biopsy, tubal ligation, dilation and curettage, etc.)
- Any abnormal finding on physical or pelvic examination, which, in the opinion of the investigator, precludes participation in the trial (including anatomical abnormalities and non-iatrogenic colposcopic findings involving deep disruption of the epithelium); women with HPV warts exterior to labia minora requiring treatment will be excluded
- Sexually transmitted infection (STI) or reproductive tract infection (RTI) according to the 2006 Center for Disease Control (CDC) guidelines via lab tests at screening, or examination at screening or enrollment, and requiring treatment, including symptomatic bacterial vaginosis (BV) (clinical criteria or Gram stain evidence plus symptomatic discharge, odor, or itching), symptomatic candidiasis, other vaginitis, trichomoniasis, Chlamydia, gonorrhea, syphilis, active HSV lesions (HSV-2 seropositive not excluded except with active lesions), chancroid, pelvic inflammatory disease (PID), genital sores or ulcers, cervicitis, genital warts of the labia minora, vagina, or cervix, or any other symptomatic genital warts. *Note: Signs of asymptomatic BV may include the presence of white to grey homogeneous discharge, positive whiff test (amine odor) with addition of potassium hydroxide (KOH), pH greater than 4.5, presence of clue cells, a decrease in lactobacilli morphotypes, and increase in non-lactobacilli morphotypes. Women with clinical criteria or evidence of BV and with symptoms (symptomatic discharge, odor, itching) will be excluded. Women without symptoms, but with clinical or laboratory evidence of BV, are still eligible.*
- In the six months prior to enrollment, diagnosed with or treated for any STI (except genital HSV recurrence) or pelvic inflammatory disease
- Use of oral and/or vaginal preparations of antibiotic or antifungal medications, at Screening or within 30 days prior to the enrollment visit
- Participation in any other drug or device study within 30 days prior to enrollment visit
- Injected non-therapeutic drugs in the 12 calendar months prior to enrollment
- At screening or enrollment, any social or medical condition that, in the investigator's opinion, would preclude informed consent, make study participation unsafe, complicate interpretation of study outcome data, or otherwise interfere with achieving the study objectives.

6. STUDY PRODUCT

6.1. Regimen

The regimen for the study products will be as follows:

Table 9: Study Product Regimen

| Arm | Description | N | Dose, Route, and Frequency |
|-----|--------------------|----|---|
| 1 | 3% w/w SPL7013 Gel | 20 | One 3.5 g applicator per vagina twice daily for fourteen consecutive days |
| 2 | Placebo Gel | 20 | One 3.5 g applicator per vagina twice daily for fourteen consecutive days |

Study staff will instruct participants on the proper methods of storing and applying the products. Beginning on Day 0, participants in both arms of the study will utilize one single-dose, pre-filled applicator containing 3.5 g of study product (3% w/w SPL7013 Gel or placebo gel) twice daily, for fourteen consecutive days. The participant will insert the first dose of study product at the Enrollment Visit. Target doses are in the morning and in the evening (approximately every 12 hours). The evening dose should be administered before longest period of rest (usually night).

If a participant misses a dose, she should make up the missed dose as soon as possible, unless the next application is due within 2 hours or less. If the next dosing time is in 2 or less hours, then the missed dose should not be made up; rather, the participant should wait until this next dosing time to insert the study gel.

Participants may continue their usual hygiene practices with the exception of any products applied directly to the vulva or vagina. In particular, participants will be educated and counseled about the risks of douching and advised to avoid this practice. Participants will be informed that swimming, bathing, and sauna use are permitted. Participants will be advised to not use other participants' study gel, or to distribute their own study gel to other women. Study participants will be instructed to wash their hands before and after using the applicator to insert study gel.

6.2. Study Product Supply and Accountability

6.2.1. Study Product Supply

The drug substance is manufactured in Wellington, New Zealand and sent to CPST. CPST, University of Kentucky will formulate the gel label, package and analyze/release 3% w/w SPL7013 Gel and placebo gel under current good manufacturing practices (cGMP). Study site pharmacists will obtain study products directly from CPST.

SPL7013 Gel, Placebo Gel, and Applicators

This study will utilize test article packaged in identical, pre-filled, opaque white, single-use plastic applicators containing 3.5g of the study products (3% w/w SPL7013 Gel or Placebo Gel) provided by CPST, University of Kentucky. Both active and placebo gels are clear and are of similar viscosity. All single-use gel applicators will be packaged in sealed opaque tamper-proof plastic overwraps, and then packaged again in sealed outer containers. Labels for the individual applicators will include the protocol name and product, i.e., "MTN-004 Study Gel", a blinded code/number provided by the SDMC, storage requirements, the manufacturer's name, the retest date (the date 12 months from manufacture), and the warnings, "For Vaginal Use Only", "Keep Out of Reach of Children", and "Caution: New Drug - Limited by Federal (or United States) Law to Investigational Use." Each product (3% w/w SPL7013 Gel and placebo gel) will be packaged in cartons containing 10 pre-filled, single use applicators per carton. Each carton of applicators will be labeled with the protocol name and number, a blinded code/number provided by the SDMC, storage requirements, the manufacturer's name, and the warnings, "For Vaginal Use Only", "Keep Out of Reach of Children", and "Caution: New Drug - Limited by Federal (or United States) Law to Investigational Use."

The applicator measures approximately 11.4 cm long and 1.05 cm wide, and has a barrel-and-plunger design with screw-on cap to be removed before product usage. The applicator has a tapered, rounded tip for easy insertion into the vagina. A mechanism on the applicator prevents refilling and reuse. The seal inside the barrel is made from non-latex rubber. The same type of applicator is widely used for other vaginal products, including Monistat®.

6.2.2. Study Product Receipt

Site pharmacists will be required to maintain complete study records of all study product supplies received from the CPST. These records will contain documentation of receipt as well as dispensing of all study supplies

6.2.3. Storage

In accordance with documented 12-month stability data, 3% w/w SPL7013 Gel and placebo gel should be stored in the single-use, pre-filled polypropylene applicators at 20-25°C (68-77°F) for up to 12 months, with short-term excursions allowed between 15-30°C (59-86°F) in storage/shipping. After 12 months from manufacture (this date is recorded on the label as the "retest date"), the product should be returned to the MTN CORE in Pittsburgh, unless study sites receive notification from the MTN confirming that stability data indicate a longer period of allowable storage under the conditions described in this section. SPL7013 Gel has been shown to be stable in the vaginal applicators for up to 6 months at 40°C (104°F). Storage conditions for protocol-provided study products will include segregation, security, and temperature monitoring, as well as appropriate conditions of light, moisture, ventilation and sanitation. Study products should be stored in a limited access area that is locked when not in use. The

study products should be accessible only to authorized personnel, such as the Pharmacist of Record and his/her pharmacist designee.

Study participants will be instructed to store their applicators at the recommended storage conditions, and away from direct sources of light and heat, in an area out of reach of children. Study products will be stored in accordance with the protocol.

6.2.4. Dispensing

Study products will be dispensed only to enrolled study participants, or to study staff on behalf of the participant, upon receipt of a written prescription from an authorized prescriber. An authorized prescriber includes the Investigator of Record (IoR) or a licensed clinician directly responsible to the IoR as noted on the FDA 1572.

Twenty individually wrapped pre-filled applicators dispensed in two cartons of ten applicators each will be provided at the Enrollment Visit. Participants will also receive condoms and panty liners. Participants will also receive four transparent one-quart resealable plastic storage bags to be used to collect and store unused and used applicators prior to them being returned to the clinic at the Weeks 1 and 2 Clinic Visits. At the Week 1 Clinic Visit, participants will receive an additional carton containing ten applicators.

Participants will be instructed to contact the study site to request additional supplies in the event that additional supplies between visits are needed. All circumstances resulting in this additional supply will be documented fully by the Site Principal Investigator or designee.

6.2.5. Accountability

Study product accountability will be performed and documented. The study pharmacist must maintain complete records of study gel received from CPST as well as study gel re-supply, transfers, chain of custody (e.g., record if dispensed directly to patient or other study staff), returns, destruction (if applicable), and other related issues as outlined in the Pharmacy Instructions Manual for the MTN Clinical Trials.

6.2.6. Retrieval of Unused Study Products

Study participants will be instructed to bring all unused study products back to the enrollment site at the Week 2 Visit. In the event that unused study products are not returned to the enrollment site, study staff members will make attempts to retrieve unused study products. All unused study products must be returned to the site and then forwarded to the MTN CORE after the study is completed or terminated unless otherwise instructed by the MTN CORE.

6.3. Assessment of Participant Adherence

Used applicators should be placed into the resealable plastic bags provided and returned to the clinic. Data on adherence to self-administration of a study gel will be collected at the Week 2 Clinic Visit via a web-based questionnaire (**see acceptability and adherence questionnaire in section 7.2, behavioral measures**). This questionnaire will collect data on the number of times participants used the gel during the trial and reasons that may have prevented participants from adhering to protocol requirements.

Adherence counseling will be provided to all study participants upon enrollment into the study, and as needed thereafter to help ensure high rates of study product use. Counseling will include client-centered strategies to remember to use the product as directed both in the home and away from home. In addition, counseling will cover the importance of contacting study staff with questions about study product use and requests for additional supplies. For participants who anticipate or report adherence difficulties at the Week 1 Clinic Visit, every effort will be made to identify strategies that will help increase their rates of correct product use throughout participation in the study. Section 10 outlines how data on participant adherence will be incorporated into analysis of the study results.

6.4. Assessment of Applicators

Applicators will be tested in the MTN Central Laboratory using the Population Council dye-based applicator test noted in Section 7.4.2.

6.5. Concomitant Medications and Procedures

Throughout the course of the study, all concomitant medications, including those used to treat AE's, will be recorded in the participant's chart on forms designed for that purpose. Prescription medications, over-the-counter preparations, vitamins and nutritional supplements, and herbal preparations will all be recorded as concomitant medications. Medications/procedures not listed below under precautionary and prohibited medications and procedures are permitted.

6.5.1. Permitted Medications and Procedures

With the exception of those not permitted under inclusion/exclusion criteria, concomitant medications will be permitted. These include both prescription and non-prescription medications.

6.5.2. Prohibited Medications and Procedures

Several concomitant medications/devices will not be permitted, including spermicides, diaphragms, contraceptive vaginal rings, and oral and vaginal preparations of antibiotic or antifungal medication. These medications will be not allowed in order to protect the integrity of the lower genital tract and reduce the possibility of adverse events due to agents other than the study gel and applicator. Oil-based lubricants are also known to risk damage to the integrity of latex male condoms and are prohibited.

Potential participants who report current or recent use of these medications will not be enrolled in the study. Participants already enrolled who report concurrent use will be reviewed by the PSRT and may be discontinued from study product use. These participants will continue to be followed for safety assessment through study exit. All concomitant medications will be recorded on Concomitant Medication records.

6.5.3. Precautionary Medications and Procedures

There are no known precautions for concomitant use with the study products/interventions.

6.5.4. Required Medications and Procedures

Latex male condom use is required for all acts of penile vaginal intercourse by participants enrolled in this study. As noted above, latex male condoms will be provided to participants.

Male condoms

Both study site pharmacies will be provided with a single brand of lubricated male condoms by MTN CORE to distribute to participants in quantities expected to be sufficient according to study-specific procedures when study product is dispensed. These male condoms will not be impregnated or coated with any type of spermicide. Male condoms will be required for all sexual encounters with a male partner during the study period. In the event that a participant needs additional male condoms between visits, she may request these from study sites at any time. Participants will be provided with a list of approved brands that can be used in place of the study provided condoms to help encourage condom use by their male partners.

Panty Liners and Pads

Both study site pharmacies will be provided with single brands of panty liners and pads by the MTN CORE to distribute to participants in quantities expected by the participant to be sufficient when study product is dispensed. In the event that a participant needs additional panty liners or pads between visits, she may request these from study sites at any time. It is hoped that women enrolled on the study will not be menstruating during the two weeks of study drug administration. However, if women do menstruate they will be able to use sanitary towels or tampons of their own choice.

7. STUDY PROCEDURES

This section outlines study procedures according to visit schedule for participants. The study visits included here are the Screening 1 Visit, Screening 2 Visit, 1-Week Clinic Visit, 2-Week Clinic Visit, 3-Week Clinic Visit, and the Safety Visits.

7.1. Clinical Evaluations and Procedures

- Medical history, including medical-surgical history, allergy history, menstrual history, contraception use
- Medications history, including current prescription and non-prescription medications
- Counseling procedures, including condom use counseling, HIV pre- and post-test counseling, other laboratory test results counseling
- Questionnaires, including adherence, sexual behavior, history of vaginal product use, product acceptability
- Vital signs, including heart rate, blood pressure, and temperature
- Abdominal exam, including inspection and palpation
- Pelvic exam, including speculum exam and bimanual exam
- Colposcopic exam

7.2. Behavioral Measures

Each study site will have a computer terminal connected to the Web that the participants will use three times during the study to respond to Behavioral Measures. This computer terminal will be placed in such way to assure the confidentiality of the participants' responses (i.e. the screen will be out of site of staff members or other participants while answers are being entered). Behavioral Measures will be the Baseline Behavioral Questionnaire, taken at the Enrollment Visit, the Acceptability and Adherence Questionnaire, taken at the 2-Week Clinic visit, and the Study Burden Questionnaire taken at the 3-Week Clinic Visit (see Appendix I, Schedule of Study Visits and Evaluations).

7.2.1 Baseline Behavioral Questionnaire

A staff member will access the Web page for the questionnaire and enter a password to log in. Next, the staff member will enter the participant's ID and date, select language choice (either Spanish or English), and let the participant complete the rest of the questionnaire. Initially, the participant will be presented simple practice questions (e.g., "choose all that applies," "indicate how many times," "choose one of a fixed set of answers"). Once the practice has been successfully completed, the participant will read a statement encouraging her to respond to all questions as truthfully as possible. Next, she will proceed to the Baseline Behavioral Questionnaire. This questionnaire will assess different types of sexual behavior (vaginal/anal/oral), condom use per act (with/without), partner gender (male/female), partner type (significant other/casual partner), and partner HIV status (positive, negative, unknown) in the recent past. It will also include questions on past use of vaginal hygiene products, medications, desiccants, douches, tampons, and vaginal pregnancy prevention methods. Participants will also be asked to report on substance use, and likelihood of using a microbicide in the future.

7.2.2. Acceptability and Adherence Questionnaire

At the 2-Week Clinic Visit, the participant will once again fill in a Web-based survey. This time it will be the Acceptability and Adherence Questionnaire that will explore the experiences the participant had during the prior 14 days using the gel vaginally, her

likes and dislikes concerning the gel, the applicator, the application process, any changes she may have introduced or may wish to introduce in the volume used, any problems (e.g. leakage) she may have had, partner's reaction, sexual enjoyment, condom use during sexual intercourse using the gel, changes in her habitual sexual behavior, and likelihood of using a microbicide in the future. This last section will have items worded very similar to those of the same section applied at baseline, so that comparisons can be made regarding the anticipated likelihood of future microbicide use before and after becoming familiarized with the product.

7.2.3 Study Burden Questionnaire

At the Week 3 Clinic Visit, the participant will complete the final Web-based survey, the Study Burden Questionnaire that will explore through close-ended questions the participant's overall experiences during the trial, and her likes and dislikes.

If any participant discontinues trial participation, she will be encouraged to respond to the Acceptability and Adherence Questionnaire and the Study Burden Questionnaire at the time of trial discontinuation.

7.3. Laboratory Evaluations

- Urinalysis
- Qualitative urine pregnancy test
- Urine SDA for *N. gonorrhoeae* and *C. trachomatis*
- HIV antibody screen
- Rapid plasma reagin (RPR)
- Complete blood count (hemoglobin, hematocrit, RBC, WBC with differential, platelets)
- Liver function panel (AST, ALT)
- Creatinine level
- Coagulation panel (PTT and INR)
- Serum SPL7013 level
- Pap smear of cervix unless documented normal Pap available within the last year
- Vaginal swab pH
- Vaginal wet preparation slide for yeast, bacterial vaginosis, and trichomoniasis
- Gram-stained vaginal smear
- Quantitative vaginal cultures
- Cervical cytokine panel and innate immune factors (secretory leukocyte protease inhibitor (SLPI) and lactoferrin)
- Dye-based applicator testing
- As clinically indicated: urine culture and sensitivity, herpes culture, rapid plasma reagin (RPR)

7.4. Specimen Collection and Processing

Each study site will adhere to the standards of good clinical practice, the MTN Central Laboratory Manual, the study-specific procedures manual, and local standard operating procedures for proper collection, processing, labeling, transport, and storage of

specimens at the local laboratory. Specimen collection, testing, and storage at the site laboratories will be documented using the Laboratory Data Management System (LDMS).

The MTN Central Laboratory has confirmed that the study gels, which may contaminate specimens collected for pregnancy, gonorrhea, and Chlamydia testing, do not inhibit or otherwise interfere with the pregnancy test kits and strand displacement assay (SDA) testing methodology selected for this study.

7.4.1. Local Laboratory Specimens

The following types of specimens will be collected at the study site and tested at the local laboratory: urine, vaginal, cervical, and blood.

Urine Samples

The Local Laboratory or Site Research Staff will perform urinalysis and pregnancy tests.

Vaginal Samples

The Local Laboratory or Site Research Staff will test vaginal swabs for bacterial vaginosis, candidiasis, and trichomoniasis.

Cervical Samples

The Study Site Laboratory will examine ectocervical and endocervical Pap smear specimens.

Blood Samples

Study site staff will collect blood samples for the following testing at the local laboratory: complete blood count, liver function, creatinine level, and coagulation testing. Study site staff or Local Laboratory staff will also obtain blood for HIV-1 Antibody Test, and perform testing per SOP.

7.4.2. Starpharma Laboratory Specimens

Plasma samples will be assayed for SPL7013 levels using a validated capillary electrophoresis bioanalytical method at the Starpharma Pty Ltd bioanalytical laboratory in Melbourne, Australia.

7.4.3. Central Laboratory Specimens

Vaginal and cervical specimens listed below will be collected at the study site and tested at the MTN Central Laboratory. These include: vaginal gram stain, quantitative vaginal cultures, cervical cytokines, cervical innate factors, urine SDA for *C. trachomatis* and *N. gonorrhoeae* testing, and genital ulcer swabs for multiplex PCR.

Vaginal Specimens

The assessment of vaginal flora will be based on the Nugent Scoring System for Gram-Stained Vaginal Smears as well as assessment of several groups of organisms. These organisms will include *Lactobacillus* species, *Gardnerella vaginalis*, *Escherichia coli*,

Staphylococcus aureus, anaerobic gram-negative rods (Bacteroides, Prevotella, Porphyromonas), Enterococcus species, Group B Streptococcus, and Candida species.

Gram-stained vaginal smears will have neutrophils quantified according to Central Laboratory SOP.

Cervical Specimens

Cervical cytokines and innate factors will be handled and measured according to policies outlined in the SSPs for this study. Cytokines to be measured include: IL-1 β , IL-6, GM-CSF, TNF- α , IFN- γ , MIP-1 α , and IL-12p40. Cytokines will be measured according to Central Laboratory SOP via the Luminex[®] 100TM Instrument (Luminex Co., Austin, TX), using concentrations extracted from an 8-point standard curve via the Luminex[®] 100TM IS software. Cervical innate factors (SLPI and lactoferrin) will be measured by ELISA. Levels of cytokines and innate factors will be correlated to functional assays that will measure the anti-viral (HSV-2) and anti-bacterial (*Escherichia coli* and *Staphylococcus aureus*) activity as a surrogate marker of mucosal immunity. These activities will be measured according to policies outlined in the SSPs.

Urine Specimens

C. trachomatis and *N. gonorrhoeae* will be detected using an amplified DNA (SDA) assay and measured according to policies outlined in the SSP.

Applicators

Applicators returned to the study sites will be shipped to the MTN CORE in Pittsburgh. Applicators with visible remaining product will be emptied of product by the MTN Senior Pharmacist or their delegate before they are transferred to the MTN CL for dye-based testing similar to that described by Wallace et al. [18].

7.4.3.1. Quality Control and Quality Assurance Procedures

Central Laboratory staff will conduct periodic visits to both sites to assess the implementation of on-site laboratory quality control procedures, including the proper maintenance of laboratory testing equipment, etc.

7.4.3.2. Specimen Storage and Possible Future Research Testing

Plasma and cervical specimens will be stored at the MTN Central Laboratory for possible future research testing. The informed consent process will include appropriate consent to obtain and store these samples.

7.5. Specimen Preparation, Handling, and Shipping

All specimens will be shipped in accordance with International Air Transport Association (IATA) specimen shipping regulations. All shipments will be documented using the LDMS. Details on specimen preparation, handling, shipping, and biohazard containment are included in the SSP.

7.6. Sequence of Procedures/Evaluations

Protocol Appendix I summarizes the expected sequence of procedures and evaluations for MTN-004. Upon indicating interest in the study, a brief telephone-screening interview with the prospective participant may be conducted to determine participant preliminary eligibility for this study.

7.6.1. Screening 1 Visit

The Screening 1 Visit may occur up to Day-36. Written informed consent will be obtained prior to the onset of any study procedures, in concordance with Good Clinical Practices, and after a thorough discussion of risks, benefits and alternatives. Further information on the informed consent process will be available in the MTN Manual of Procedures.

Table 10: Screening 1 Visit

| Screening 1 Visit (within -36 days) | |
|--|---|
| Component | Procedure/Analysis |
| Study Communications | <ul style="list-style-type: none"> • Explain study requirements • Informed consent document • Assign Participant ID (PTID) • Collect contact information • Collect demographic information • Administer behavioral eligibility assessment • Collect medical and menstrual history • Provide HIV pretest and post-test counseling • Provide male condom counseling • *Treat or refer for treatment and/or further counseling (including STI treatment and/or counseling) • Schedule Screening 2 Visit as appropriate • Provide reimbursement for study visit |
| Urine | <ul style="list-style-type: none"> • Pregnancy test • Urinalysis • *Culture and sensitivity • SDA for GC/CT |
| Blood | <ul style="list-style-type: none"> • Complete blood count • Liver function panel • Creatinine level • Coagulation panel • Rapid Plasma Reagin • HIV-1 Antibody Test |
| Targeted Physical Exam | <ul style="list-style-type: none"> • Vital signs (temperature, blood pressure, pulse) |

| | |
|--------------------|--|
| | <ul style="list-style-type: none"> • Abdominal exam |
| Pelvic Exam | <ul style="list-style-type: none"> • Clinical gynecologic exam (speculum and bimanual) • Vaginal swabs for pH and wet prep • Gram-stained vaginal smears with neutrophil quantification • Pap smear (if no written report from prior year) |

*If clinically indicated

7.6.2. Screening 2 Visit

The purpose of the Screening 2 Visit is to review with potential study participants their results from Screening 1, as well as to ensure that eligibility criteria are met before scheduling an Enrollment Visit. The Screening 2 Visit will be scheduled to occur within 36 days of enrollment.

Table 11: Screening 2 Visit

| Screening 2 Visit (within -36 days) | |
|--|---|
| Component | Procedure/Analysis |
| Study Communications | <ul style="list-style-type: none"> • Update contact information • Update Medical and menstrual history • Administer behavioral eligibility assessment • Male condom counseling • Provide other test results as available, with associated counseling • When clinically indicated, treat or refer for treatment and/or further counseling (including STI treatment and/or counseling) • Schedule follow-up appointment as appropriate. If participant is eligible for enrollment, conduct Enrollment Visit or schedule Enrollment Visit for a later date (within the 36-day window). • Provide reimbursement for study visit |
| Laboratory Measures | <ul style="list-style-type: none"> • Pregnancy test • *Repeat collection of screening laboratory specimens |

*only in cases where sample was judged to be inadequate, or in cases of no result

7.6.3. Enrollment Visit

The Enrollment Visit will take place at or less than 36 days following the Screening 1 Visit, approximately 1 to 2 days after the complete cessation of menses.

Table 12: Enrollment Visit

| Enrollment Visit (Day 0) | |
|---------------------------------|--|
| Component | Procedure/Analysis |
| Study Communications | <ul style="list-style-type: none"> • Explain study requirements • Informed consent document • Administer informed consent comprehension test • If Enrollment does not take place on the same day as the Screening 2 Visit: <ul style="list-style-type: none"> ○ Update contact information ○ Re-assess eligibility** ○ Update medical and menstrual history • Provide test results as available, with associated counseling • *Treat or refer for treatment and/or further counseling (including STI treatment and/or counseling) • Provide study product usage instructions • Schedule 1-Week Clinic Visit • Provide reimbursement for study visit |
| Behavioral Measures | <ul style="list-style-type: none"> • Administer Baseline behavioral and vaginal product use questionnaire |
| Urine | <ul style="list-style-type: none"> • Pregnancy test (required only if Enrollment does not take place on the same day as the Screening 2 Visit) • *Urinalysis • *Culture and sensitivity • *SDA for GC/CT |
| Blood | <ul style="list-style-type: none"> • Complete blood count • Liver function panel • Creatinine level • Coagulation panel • SPL7013 level • *Rapid Plasma Reagin • Plasma archive |
| Targeted Physical Exam | <ul style="list-style-type: none"> • Vital signs (temperature, blood pressure, pulse) • Abdominal exam |
| Pelvic Exam | <ul style="list-style-type: none"> • Clinical gynecologic exam (speculum and bimanual) • Vaginal swabs for pH and wet prep • Gram-stained vaginal smears with neutrophil quantification • Cervical swabs for cytokines and innate factors • Quantitative vaginal cultures • Colposcopy of vulva, vagina, and cervix |

| | |
|-----------------------|---|
| Randomization | <ul style="list-style-type: none"> • Follow study-specific procedures for randomization |
| Study Supplies | <ul style="list-style-type: none"> • Dispense two cartons (20 applicators) of study gel, male condoms and panty liners, and/or pads, and resealable plastic bags • Participant to insert first dose in study clinic |

*If clinically indicated

** In the event that Enrollment does not take place on the same day as the Screening 2 Visit, the following screening procedures must additionally be completed on the day of Enrollment to confirm participant eligibility prior to Enrollment:

- Review of all prior screening documentation, with update of medical and menstrual history and/or current medications if applicable
- Review contact information and update as necessary
- Re-confirmation (by participant self-report) that participant is not currently using other intravaginal products, and is not planning to use other intravaginal products during her study participation
- Re-confirmation that the participant has not used oral and/or vaginal preparations in the last 30 days
- Re-confirmation (by participant self-report) that participant has not participated in any other drug or device study in the last 30 days, and is not planning to participate in any other drug or device study during her study participation
- Re-confirmation (by participant self-report) that participant is currently using an effective method of contraception (hormonal method (except vaginal ring), IUD inserted at least 30 days prior to Enrollment, sterilization, or sexual activity with a documented vasectomized partner) and plans to do so for the duration of her study participation
- Re-confirmation (by participant self-report) that participant is not currently using a diaphragm, vaginal ring, and/or spermicide for contraception, and does not plan to use these for the duration of her study participation
- Re-confirmation (by participant self-report) that the participant has not been diagnosed with or treated for any STI (except genital HSV recurrence) or pelvic inflammatory disease in the last 6 months
- Pregnancy test
- Male condom counseling
- Re-confirmation (by participant self-report) that the participant has not been pregnant, given birth, or had a pregnancy outcome, and has not breastfed in the last 90 days
- Re-confirmation (by participant self-report) that the participant has not had a gynecological surgical procedure in the last 90 days
- Re-confirmation (by participant self-report) that the participant has not injected non-therapeutic drugs in the last 12 calendar months
- Any other clinically indicated behavioral, clinical, or laboratory assessments

7.6.4. Phone Assessment

For the Phone Assessment, study staff will ask participants if they are having any difficulty with the study gel or applicator, and review applicator and/or study product-related instructions as needed. Any adverse events will be recorded and followed with safety visits if deemed necessary by the site investigator. This contact may be initiated by study staff or the participant on Study Day 2 or 3 (Target Day 2), as agreed upon prior to the call.

7.6.5. One-Week Clinic Visit

The One-Week Clinic Visit is outlined below. The One-Week Clinic visit will take place within the window of Days 6-8 post enrollment.

Table 13: One-Week Clinic Visit

| One-Week Clinic Visit (Day 6-8) | |
|--|---|
| Component | Procedure/Analysis |
| Study Communications | <ul style="list-style-type: none"> • Update contact information • Update medical and menstrual history • Update Concomitant Medications Form (if applicable) • Record Adverse Events (if applicable) • Male condom counseling • Provide test results as available, with associated counseling • *Treat or refer for treatment and/or further counseling • Reinforce study product usage instructions • Schedule 2-Week Clinic Visit • Provide reimbursement for study visit |
| Urine | <ul style="list-style-type: none"> • Pregnancy test • *Urinalysis • *Culture and sensitivity • *SDA for GC/CT |
| Blood | <ul style="list-style-type: none"> • Complete blood count • Liver function panel • Creatinine level • Coagulation panel • *Rapid Plasma Reagin |
| Targeted Physical Exam | <ul style="list-style-type: none"> • Vital signs (temperature, blood pressure, pulse) • Abdominal exam |
| Pelvic Exam | <ul style="list-style-type: none"> • Clinical gynecologic exam (speculum and bimanual) |

| | |
|-----------------------|--|
| | <ul style="list-style-type: none"> • Vaginal swabs for pH and wet prep • Gram-stained vaginal smears with neutrophil quantification • Cervical swabs for cytokines and innate factors • Quantitative vaginal cultures • *Colposcopy of vulva, vagina, and cervix • *Herpes culture |
| Study Supplies | <ul style="list-style-type: none"> • Count returned used and unused applicators • Dispense one carton (ten applicators) of study gel • Dispense more male condoms, resealable plastic bags, and panty liners and/or pads if needed |

*If clinically indicated

7.6.6. Two-Week Clinic Visit

The Two-Week Clinic Visit is outlined below. The Two-Week Clinic Visit will take place within the window of days 13-15 post enrollment.

Table 14: Two-Week Clinic Visit

| <i>Two-Week Clinic Visit (Day 13-15)</i> | |
|---|---|
| Component | Procedure/Analysis |
| Study Communications | <ul style="list-style-type: none"> • Update contact information • Update medical and menstrual history • Update Concomitant Medications Form (if applicable) • Record and/or update Adverse Events (if applicable) • Male condom counseling • Provide test results as available, with associated counseling • *Treat or refer for treatment and/or further counseling • Schedule 3-week Clinic Visit • Provide reimbursement for study visit |
| Behavioral Measures | <ul style="list-style-type: none"> • Administer acceptability assessment • Administer adherence assessment |
| Urine | <ul style="list-style-type: none"> • Pregnancy test • *Urinalysis • * Culture and sensitivity • *SDA for GC/CT |
| Blood | <ul style="list-style-type: none"> • Complete blood count • Liver function panel • Creatinine level • Coagulation panel • SPL7013 level |

| | |
|-------------------------------|--|
| | <ul style="list-style-type: none"> • *Rapid Plasma Reagin • Plasma archive |
| Targeted Physical Exam | <ul style="list-style-type: none"> • Vital signs (temperature, blood pressure, pulse) • Abdominal exam |
| Pelvic Exam | <ul style="list-style-type: none"> • Clinical gynecologic exam (speculum and bimanual) • Vaginal swabs for pH and wet prep • Gram-stained vaginal smears with neutrophil quantification • Cervical swabs for cytokines and innate factors • Quantitative vaginal cultures • Colposcopy of vulva, vagina, and cervix • *Herpes culture |
| Study supplies | <ul style="list-style-type: none"> • Count returned used and unused applicators |

*If clinically indicated

7.6.7. Three-Week Clinic/Early termination Visit

The Three Week Clinic Visit will be the final scheduled study visit at the study site and will take place within a five-day window (days 20-24 from enrollment). Any additional study visits will occur only on an as-needed basis as determined by study-specific criteria. Study staff will attempt to record resolution dates for any outstanding AEs and/or concomitant medications at this visit, if possible.

Table 15: Three-Week Clinic/Early Termination Visit

| <i>Three-Week Clinic/Early Termination Visit (Day 20-24)</i> | |
|---|--|
| Component | Procedure/Analysis |
| Study Communications | <ul style="list-style-type: none"> • Update contact information • Update medical and menstrual history • Update Concomitant Medications Form (if applicable) • Record and/or update Adverse Events (if applicable) • Provide test results as available, with associated counseling • *Treat or refer for treatment and/or further counseling • Provide reimbursement for study visit • *Schedule additional visits to resolve ongoing adverse events |
| Behavioral Measures | <ul style="list-style-type: none"> • Administer Study Burden Assessment |
| Urine | <ul style="list-style-type: none"> • Pregnancy test • *Urinalysis • *Culture and sensitivity • *SDA for GC/CT |

| | |
|-------------------------------|--|
| | |
| Blood | <ul style="list-style-type: none"> • *Complete blood count • *Liver function panel • *Creatinine level • *Coagulation panel • *Rapid Plasma Reagin |
| Targeted Physical Exam | <ul style="list-style-type: none"> • Vital signs (temperature, blood pressure, pulse) • Abdominal exam |
| Pelvic Exam | <ul style="list-style-type: none"> • Clinical gynecologic exam (speculum and bimanual) • Vaginal swabs for pH and wet prep • Gram-stained vaginal smears for neutrophil quantification • Cervical swabs for cytokines and innate factors • Quantitative vaginal cultures • *Colposcopy of vulva, vagina, and cervix • *Herpes culture |
| Study Supplies | <ul style="list-style-type: none"> • *Count returned used and unused applicators (if not already returned at previous visit) |

*If clinically indicated

Note for all follow-up visits: If a participant has her menses at the time of her study visit, all visit procedures except the pelvic exam, colposcopy, and associated specimen collections should be performed at that time. The pelvic exam, colposcopy, and associated specimen collections required for the given visit may be rescheduled for a date as soon as practical after the end of the participant's menses.

7.6.8. Interim Contacts and Safety Visits

At any time during the study, a participant may be seen for an unscheduled visit if requested by the participant or deemed necessary by an investigator. Study staff will utilize case report forms designed especially for interim contacts and visits.

Participants will have a urine pregnancy test at each interim visit. If deemed necessary by the examining clinician, the participant will be scheduled for colposcopy. Participants reporting vaginal bleeding or spotting other than expected menstrual bleeding will be evaluated via colposcopy. Unexpected intermenstrual bleeding, unexpected menstrual bleeding (menorrhagia or metrorrhagia), bleeding associated with new or changed findings, and bleeding from no obvious source will be considered adverse events.

Some interim visits may occur for administrative reasons. For example, the participant may have questions for study staff or require additional study supplies. Other interim contacts and visits may occur in response to AEs experienced by study participants.

When interim contacts or visits are completed in response to participant reports of AEs, study staff will assess the reported event clinically and provide or refer the participant to appropriate medical care; all AEs associated with genital symptoms will be evaluated according to the pelvic exam procedures described for the regularly scheduled follow up visits, and diagnosis and follow up of any observed abnormalities will proceed according to Appendix II.

7.7. Colposcopy

Experienced staff at both sites will conduct colposcopic examinations of the study participants. In addition, an MTN Study Physician will provide specialized training in colposcopy for the evaluation of vaginal products.

7.8. Colposcopic Images

Records of digital colposcopic images are not required for enrollment and follow up visit examinations. The colposcopist will document findings in the participant's chart notes and on the study case report forms. When clinically appropriate, the clinician may choose to retain digital video images in order to complement documentation of baseline findings, abnormal findings or injury. The informed consent document will include consent to obtain these digital images.

7.9. Final Contact

The Two-Week Clinic Visit for all participants will include laboratory testing for complete blood count, liver panel, creatinine level, and coagulation panel. If the results are not available at the Week 3 Follow-up visit for participants, a final contact (in person or by telephone [except for HIV test results]) may be required to provide the final study test results, post-test counseling, and treatment from these visits. In addition, for participants who become pregnant prior to the study end date, an additional contact may be required to ascertain the participant's pregnancy outcome. Study sites may complete the final contact visit(s) at the study site or at community based locations, depending on site capacities and site and participant preferences. All final contacts must be documented in participant study records.

8. ASSESSMENT OF SAFETY

8.1. Safety Monitoring

A sub-group of the Protocol Team, including the MTN Safety Physicians, the MTN PI, MTN-004 Protocol Chair, MTN Protocol Specialist, Statistical Data Management Center (SDMC) Clinical Affairs Research Nurse, SDMC Project Manager, MTN Protocol Safety Physicians, both Site PIs, FHI Protocol Coordinator, DAIDS and NICHD Medical Officers, DAIDS Clinical Operations Study Coordinator, and Protocol Statistician, will serve as the Protocol Safety Review Team (PSRT). Close cooperation between the PSRT and other study team members will be necessary to monitor participant safety and respond to occurrences of toxicity in a timely manner.

8.2. Clinical Data Safety Review

A multi-tiered safety review process will be followed for the duration of this study. The review process, which is both timely and extensive in scope, includes review of medical history information, clinical and laboratory AEs and concomitant medications. The study site investigators are the first layer of this tiered system and are responsible for the initial evaluation and reporting of safety information at the participant level, and for alerting the PSRT if unexpected concerns arise. Additional special reviews may also be conducted as dictated by the occurrence of certain events.

The SDMC Clinical Affairs Research Nurse represents the second tier. This research nurse will review incoming safety data on an ongoing basis. Values identified during review that are considered questionable, inconsistent, or unexplained will be queried for verification.

All EAE reports submitted to the DAIDS Safety Office will be synchronously sent by the sites to the DAIDS Medical Officer, NICHD Medical Officer, SDMC Clinical Affairs Research Nurse, and the Protocol Chair for review.

Routine safety review occurs at the start of enrollment, and then daily, weekly, monthly, and every 4 months during the study. Reviews proceed from a standardized set of protocol-specific safety data reports. These reports are produced by the SDMC and are annotated with queries that are sent to the MTN study sites as needed with any additional notes. Events are tracked by the internal reports until resolution. Other reports, containing queries and notes, are distributed to the MTN-004 PSRT.

The following reports are produced:

- Clinical quality control
- Safety review
- Pre-existing conditions
- Adverse events (AEs) requiring review
- Adverse event/concomitant medication
- WBC/differential
- Safety summary

More detailed information regarding the contents and distribution of these reports can be found in the MTN MOP.

8.2.1 Daily review

Blinded daily safety reviews are routinely conducted by the SDMC Clinical Affairs staff for AEs, events requiring expedited reporting to DAIDS, lab values that fall outside of the sites' normal ranges and events that meet safety pause criteria.

8.2.2 Weekly review

The SDMC Clinical Affairs staff reviews internal reports of all clinical values that fall outside of the standard MTN safety parameters (see MTN MOP). Values identified

during the review that are considered questionable, inconsistent, or unexplained are referred to the MTN Site Clinicians, MTN Site Clinic Coordinator(s), and/or the appropriate site designee(s) for verification.

During the active product use phase of the trial, the PSRT will review clinical and laboratory safety reports (blinded to treatment assignment) and conduct calls every two weeks, or as needed, to review the data as appropriate. The content, format and frequency of these reports will be agreed upon by the PSRT and the SDMC in advance of study implementation. In addition to these routine safety data reviews, the PSRT will convene on an ad hoc basis to make decisions regarding the handling of any significant safety concerns. If necessary, experts external to the MTN representing expertise in the fields of microbicides, biostatistics, and medical ethics may be invited to join the PSRT safety review.

After the product use and the final safety visits are completed, less frequent reporting and safety reviews may be conducted at the discretion of the MTN-004 PSRT.

Decisions regarding permanent discontinuation of study gel in individual participants will be made by the PSRT based on careful review of all relevant data and may involve sponsor consultation with the US Food and Drug Administration (FDA).

Accrual and overall study product use for all participants will be suspended for a data safety review by the PSRT if any two women enrolled in the study experience a safety and toxicity endpoint, defined as:

1. Having at least one grade 3 or higher adverse experience during follow up judged by the investigator to be definitely, probably, or possibly related to the study gel or applicator, or:
2. Having at least one macroscopic finding or other clinical evidence of damage during follow up (judged not to be due to pathogen or iatrogenic trauma) to the vulvar and/or vaginal epithelium and/or cervical mucosa including ulceration and other lesions, severe erythema, and/or severe edema judged definitely, probably, or possibly related to the study gel or applicator.

If the PSRT pauses overall study product use and then lifts the pause following a safety review, participants in active follow-up at the time of the pause will discontinue further product use. Such participants will continue to be followed up through study exit for safety follow-up. Adverse events assessed as probably not related, not related, or pending will not be considered when determining whether or not a safety pause shall occur. A decision to stop the trial may be recommended by a quorum of the PSRT at this time or at any such time that the team agrees that an unacceptable type and/or frequency of AEs has been observed. The quorum will consist of the DAIDS Medical Officer, a NICHD representative, one of the MTN safety physicians, a representative

from each of the sites, a CORE FHI representative, and a SCHARP Clinical Affairs Research Nurse.

In the unlikely event that the protocol team has serious safety concerns that lead to a decision to permanently discontinue study gel for all participants and stop accrual into the study, the protocol team will request an unblinded review of the data by the NIAID Data and Safety Monitoring Board (DSMB) before recommending that the study be stopped. Members of the NIAID DSMB will be independent investigators with no financial interest in the outcomes of this study. If at any time, a decision is made to discontinue study gel in all participants, Starpharma Pty Ltd after consultation with the Division of AIDS and the protocol team will inform the US FDA. The Site PI's will notify the responsible IRBs expeditiously.

8.3. Adverse Events Definitions and Reporting Requirements

8.3.1. Adverse Events

An AE is defined as any untoward medical occurrence in a clinical research participant administered an investigational product and which does not necessarily have a causal relationship with the investigational product. As such, an AE can be an unfavorable or unintended sign (including an abnormal laboratory finding, for example), symptom or disease temporally associated with the use of an investigational product, whether or not considered related to the product. This definition will be applied to both treatment arms. The term "investigational product" for this study refers to the 3% w/w SPL7013 gel and placebo gel, as well as the study gel delivery applicators.

Study participants will be provided a 24-hour telephone number and instructed to contact the study clinician to report any AEs they may experience, except for life-threatening events, for which they will be instructed to seek immediate emergency care. Where feasible and medically appropriate, participants will be encouraged to seek medical care where the study clinician is based, and to request that the clinician be paged or otherwise contacted upon their arrival. With appropriate permission of the participant, whenever possible records from all non-study medical providers related to AEs will be obtained and required data elements will be recorded on study case report forms. All participants reporting an AE will be followed clinically, until the AE resolves (returns to baseline) or stabilizes.

Participants who are found to have clinical findings or microscopic evidence consistent with bacterial vaginosis or vaginal candidiasis or both, but who do not report associated symptoms, will not have those diagnoses (asymptomatic bacterial vaginosis, asymptomatic vaginal candidiasis) reported as adverse events.

Participants who develop any pelvic exam abnormality will be followed until the AE resolves or stabilizes. Participants will be encouraged to report to the study clinician any problems experienced by their male partners that might be potentially related to study product. The study clinician will suggest follow up care or a referral for such care if deemed appropriate. Study site staff will document on study CRFs all AEs reported by

or observed in enrolled study participants or their partners from the time of their first dose of study gel through the Week 3 Visit or early termination, regardless of severity and presumed relationship to study gel or applicators. All AEs, except Vulvitis, vaginitis and cervicitis will be graded using the DAIDS AE Grading Table Version 1.0, Dec 2004, (also referred to as the "Toxicity Table"). Vulvitis, vaginitis and cervicitis will be graded as follows:

Table 16: Protocol-Specific Toxicity Table

| CLINICAL | | | | |
|--|--|--|---|---|
| PARAMETER | GRADE 1 MILD | GRADE 2 MODERATE | GRADE 3 SEVERE | GRADE 4 POTENTIALLY LIFE-THREATENING |
| ESTIMATING SEVERITY GRADE | | | | |
| Symptom not mentioned in DAIDS Toxicity Table or Protocol-specific Toxicity Table | Symptoms causing no or minimal interference with usual social & functional activities | Symptoms causing greater than minimal interference with usual social & functional activities | Symptoms causing inability to perform usual social & functional activities | Symptoms causing inability to perform basic self-care functions OR Medical or operative intervention indicated to prevent permanent impairment, persistent disability, or death |
| Vulvitis and/or vaginitis | Vulvar and/or vaginal discomfort (including itching or burning), pelvic exam findings indicative of inflammation, and/or other exam findings* (including findings involving epithelial disruption) that do not require medical therapy and that cause no or minimal interference with usual social and functional activities | Vulvar and/or vaginal discomfort (including itching or burning), pelvic exam findings indicative of inflammation, and/or other exam findings* (including findings involving epithelial disruption) that require minimal medical therapy (such as a course of topical or oral antibiotics or antifungal) or cause greater than minimal interference with usual social and functional activities | Vulvar and/or vaginal discomfort (including itching or burning), pelvic exam findings indicative of inflammation, and/or other exam findings* (including findings involving epithelial disruption) that result in inability to perform usual social and functional activities and/or require significant medical intervention such as a surgical procedure or hospitalization | Life-threatening vulvitis and/or vaginitis with perforation |
| Cervicitis | Cervical inflammation or other findings on exam (including erythema, mucopurulent discharge, and/or friability) that do not require medical therapy and that cause no or minimal interference with usual social and functional activities | Cervical inflammation or other findings on exam (including erythema, mucopurulent discharge, and/or friability) that require minimal medical therapy (such as a course of oral antibiotics) or that cause greater than minimal interference with usual social and functional activities | Cervicitis or other findings on exam (including erythema, mucopurulent discharge, and/or friability) that require significant medical intervention (such as intravenous antibiotics) or that cause inability to perform usual social and functional activities | Life-threatening |
| * Findings include erythema, edema, grossly white finding, petechiae, ecchymosis, peeling, ulceration, abrasion, laceration. | | | | |

8.3.2. AE Severity/Intensity

The severity (intensity) grades that will be used for this study are:

- Mild: the participant was aware of the AE, but was still able to perform all activities of daily life; medical therapy required was minimal or none.
- Moderate: the participant had to discontinue some activities of daily life due to the AE; medical therapy required was minimal or none.
- Severe: the participant was incapacitated by the AE, and was unable to perform normal activities; medical therapy required was significant.
- Life-threatening: Any event in which the patient was at risk of death at the time of the event; it does not refer to an event that hypothetically might have caused death if it were more severe.
- Death

8.3.3. Serious Adverse Event

Serious Adverse Event (SAE) will be defined per 21 CFR 312.32 guidelines. A serious adverse event is any adverse experience occurring at any dose that results in any of the following outcomes:

- Death
- A life-threatening adverse event
- Inpatient hospitalization or prolongation of existing hospitalization
- A persistent or significant disability/incapacity, or
- A congenital anomaly/birth defect.

Important medical events that may not result in death, be life-threatening, or require hospitalization may be considered a serious adverse event when, based upon appropriate medical judgment, they may jeopardize the patient or participant and may require medical or surgical intervention to prevent one of the outcomes listed in this definition. Examples of such medical events include allergic bronchospasm requiring intensive treatment in an emergency room or at home, blood dyscrasias or convulsions that do not result in inpatient hospitalization, or the development of drug dependency or drug abuse.

Study sites will report any SAEs to Starpharma within 24 hours of their knowledge of the SAE. SAEs will be reported to the FDA by Starpharma Pty Ltd. SAE reports sent to the FDA will be simultaneously sent by Starpharma Pty Ltd to the DAIDS and NICHD Medical Officers.

8.3.4. Adverse Event Relationship to Study Product

Relatedness is an assessment made by a study clinician of whether or not the event is related to the study agent. Degrees of relatedness will be categorized as one of the following.

Definitely related: adverse event and administration of study agent are related in time, and a direct association can be demonstrated with the study agent.

Probably related: adverse event and administration of study agent are reasonably related in time, and the adverse event is more likely explained by the study agent than by other causes.

Possibly related: adverse event and administration of study agent are reasonably related in time, and the adverse event can be explained equally well by causes other than the study agent.

Probably not related: a potential relationship between administration of study agent and adverse event could exist, but is unlikely, and the adverse event is most likely explained by causes other than the study agent.

Not related: the adverse event is clearly explained by another cause unrelated to administration of the study agent. Reportable events must have documentation to support the determination of “not related”.

8.4. Expedited Adverse Event Reporting Requirements

This section outlines Expedited Adverse Event (EAE) reporting requirements for MTN-004. Study sites will receive training on EAE reporting prior to the onset of study enrollment.

8.4.1. Expedited Adverse Event Reporting to DAIDS and Starpharma Pty Ltd

The EAE reporting requirements and definitions for this study and the methods for expedited reporting of AEs to the DAIDS RCC Safety Office are defined in “The Manual for Expedited Reporting of Adverse Events to DAIDS” (DAIDS EAE Manual) **dated May 6, 2004**. The DAIDS EAE Manual is available on the RCC website: <http://rcc.tech-res-intl.com/>. The DAIDS EAE Manual is also available in the MTN-004 Study Operations Manual.

AEs reported on an expedited basis must be documented on the DAIDS Expedited Adverse Event Reporting Form (EAE Reporting Form) available on the RCC website: <http://rcc.tech-res-intl.com>.

EAEs must be faxed to DAIDS and Starpharma Pty Ltd as outlined in the SSP. Medical Officers from both DAIDS and NICHD are also to receive timely and synchronous communications of any adverse event reported to the RCC from the sites. They will engage in any necessary dialogue or consultation with each other in order to render a decision. If agreement cannot be reached, the ultimate decision will be rendered by the Medical Officer from the MTN’s primary sponsoring institute (NIAID/DAIDS) (or the individual designated to cover for them in their absence).

8.4.2. EAE Reporting Requirements for this Study

EAE Reporting Level

This study uses the **Intensive Level** of expedited AE reporting as defined in the DAIDS EAE Manual.

Study Agents for Expedited Reporting to DAIDS

The study agents that must be considered in determining relationships of AEs requiring expedited reporting to DAIDS are: 3% w/w SPL7013 Gel and Placebo Gel.

Study Agents for Expedited Reporting to Starpharma Pty Ltd

The study agents that must be considered in determining relationships of AEs requiring expedited reporting to Starpharma Pty Ltd are: 3% w/w SPL7013 Gel and Placebo Gel.

Grading Severity of Events

The Division of AIDS Table for Grading the Severity of Adult and Pediatric Adverse Events (DAIDS AE Grading Table), Version 1.0, December, 2004 must be used and is available on the RCC website at <http://rcc.tech-res-intl.com/>. The DAIDS AE Grading Table is also available in the Study Operations Manual.

EAE Reporting Periods

AEs must be reported on an expedited basis at the **Intensive Level** during the Protocol-defined EAE Reporting Period, which is:

The entire study duration for an individual participant (from study enrollment until study completion or discontinuation of the participant from study participation for any reason).

After the end of the Protocol-defined EAE Reporting Period stated above, sites must report serious, unexpected, clinical suspected adverse drug reactions if the study site staff becomes aware of the event on a passive basis, i.e., from publicly available information.

8.5. Local Regulatory Requirements

Site investigators will submit AE information in accordance with local regulatory agencies' or other local authorities' requirements. This reporting will include site IRB-mandated reporting of AEs, SAEs, and other relevant safety information.

9. CLINICAL MANAGEMENT

This section summarizes guidelines for clinical management for individual participants in the case of unplanned health events, including product toxicity, other disease events, and pregnancy.

9.1. Toxicity Management

Based on results from the first Phase 1 study of SPL7013 gel, toxicity in study participants is not expected in this trial. In response to AEs reported by study participants and/or observed upon exam by study staff, the study site principal investigator or designee will recommend either continuation or withholding study gel use consistent with the criteria in Appendix II.

Study gel use also will be withheld or discontinued in the event of an Expedited Adverse Event (EAE) that is judged by the site principal investigator or designee to be definitely, probably, possibly, or probably not related to the study gel or applicator. Unless the participant withdraws her consent, she will remain in the study to complete the safety evaluations (unless clinically contraindicated) according to Appendix I, and/or as specified in Appendix II.

9.2. Other Disease Events

Management of confirmed sexually transmitted infections / sexually transmitted diseases, commonly referred to as STIs or STDs and other forms of vaginitis and cervicitis will be in accordance with CDC Guidelines¹.

9.3. Pregnancy

All participants will be instructed to report pregnancies to site investigator or to the study staff who will in turn report to the site investigator; the site investigator will inform PSRT. The site investigator will counsel the participant and discuss possible risks if the pregnancy is continued according to site-specific SOPs.

Participants who are found to be pregnant during the study period will continue to be followed for safety reasons until the end of their study participation (study exit visit). Participants who are pregnant at the time of the study exit visit will continue to be followed until the pregnancy outcome is ascertained or it is determined that, after multiple attempts, pregnancy outcome cannot be ascertained. The site PIs will attempt to ascertain the pregnancy outcome, and pregnancy outcomes will be reported to SCHARP on the Pregnancy Outcome form. Any pregnancies will be reported to the PSRT. Pregnancies with abnormal outcomes will be reported according to all applicable EAE guidelines listed in Section 8.4.

Sites will provide a single brand of lubricated (non-N-9 or -spermicide containing), male, latex condoms for the purpose of this study, and facilitate participants' access to all contraceptive methods. In the event of pregnancy, sites will counsel participants and will facilitate access to services, according to the site-specific SOPs. However, sites will not be responsible for paying for pregnancy-related care. Participants who become pregnant during the course of the study will discontinue study gel use while they are pregnant, but will not routinely be withdrawn from the study. Rather, if the participant does not withdraw her consent, every effort will be made to complete the safety evaluations according to Appendix I.

For participants who become pregnant, all protocol-specified procedures will continue except:

- Administration of study gel (The site staff will make every effort to recover any unused study product once pregnancy is diagnosed.)

9.4. Criteria for Discontinuation of Study Product, and Discontinuation of Study Participation

Participants may voluntarily withdraw from the study for any reason at any time. The principal investigators may withdraw participants to protect their safety, and/or if participants are unable or unwilling to comply with study procedures. The investigators may withdraw a participant from the study if any condition in the opinion of the investigator would impose a health risk to the participant or interfere with the evaluation of the study product. Participants withdrawn for safety reasons by the investigator will continue to be followed with the protocol-determined schedule of follow-up visits, unless consent is withdrawn.

Discontinuation of study participation will occur only if certain conditions below are met. These conditions are related to safety as well as impact on reaching planned study endpoints.

9.4.1. Criteria for Permanent Study Product Discontinuation for an Individual Participant

The criteria for permanent discontinuation of further study product use for an individual participant are:

- Signs or symptoms of STI(s)/RTI(s) requiring treatment according to the judgment of the investigator
- Study product-related toxicity (see Section 9.1)
- Pregnancy or breastfeeding
- Completion of regimen as defined in the protocol
- Request by participant to terminate treatment
- Clinical reasons determined by the physician

The participant will continue to be followed with the participant's permission if study product is discontinued. No subsequent modifications to the visit schedule and duration of continued follow-up will be made, except no study product will be administered.

9.4.2. Criteria for Premature Study Discontinuation for an Individual Participant

Safety or other considerations may make it appropriate to have a participant prematurely discontinue the study. The criteria for premature discontinuation from the study for an individual participant are:

- Lost to follow-up as evidenced by failure by the participant to attend two consecutive clinic visits
- Participant repeatedly non-compliant with study treatment as prescribed (e.g. non-compliant with instructions for dosage, route, regimen, or male condom use)
- Request by participant to withdraw
- Request of the primary care provider if s/he thinks the study is no longer in the best interest of the participant

10. STATISTICAL CONSIDERATIONS

10.1. Overview and General Design

This is a two site, Phase I, double blind, randomized, controlled comparison with 14 days of twice daily exposure to 3% w/w SPL7013 Gel or placebo gel, and follow-up among HIV-uninfected sexually active women.

10.2. Study Endpoints

10.2.1. Primary Endpoint

Consistent with the primary study objective to assess the safety of study drug when administered twice daily for 14 consecutive days on vulvar and cervicovaginal mucosa, the following primary endpoints will be assessed:

- Abnormal genital symptoms judged by the Investigator to be possibly, probably, or definitely related to product use;
- Abnormal pelvic exam findings, including colposcopic findings, judged by the Investigator to be possibly, probably, or definitely related to product use;
- Grade 3 or higher laboratory values (as defined by the DAIDS Toxicity Tables) for hematology, liver function, creatinine level and coagulation judged by the Investigator to be possibly, probably, or definitely related to product use;
- Adverse experiences judged by the Investigator to be possibly, probably, or definitely related to product use.

10.2.2. Secondary Endpoints

Consistent with the secondary study objectives to assess adherence to, and acceptability of, a short-term regimen of 3% w/w SPL7013 Gel, and to assess the effect of this regimen on vaginal microflora, the following endpoints will be assessed:

- The proportion of participants who report via adherence questionnaire that they were adherent to the product use regimen, with adherence defined as the

application of at least 80% of the expected number of doses of study product over the two weeks of product use;

- The proportion of participants who at their Week 2 Clinic Visit report via the acceptability questionnaire that they would be very likely to use the candidate microbicide during sexual intercourse in the future;
- Reported positive and negative aspects of using study product;
- Changes in vaginal flora.

10.2.3. Exploratory Endpoints

- Changes in cervical cytokine, innate immune factor (secretory leukocyte protease inhibitor (SLPI) and lactoferrin) expression, and functional activity (antiviral and antibacterial) in cervicovaginal secretions
- Positive dye-based markers for vaginal exposure of applicators returned to the study site
- Detection of SPL7013 in blood samples at Day 0 and Week 2 Clinic Visit (Target Day 14)

Changes within each arm and between arms will be reported.

10.3. Study Hypothesis

MTN-004 hypothesizes that 3% w/w SPL7013 Gel will be safe, well-tolerated and acceptable for twice daily vaginal application among healthy sexually active young women.

10.4. Sample Size

The primary aim of the study is to assess the local and systemic safety of vaginal application of 3% w/w SPL7013 Gel versus placebo gel among HIV uninfected women. The proposed total sample size is N=40 divided into 2 arms (3% w/w SPL7013 Gel or placebo gel, assigned at a 1:1 ratio) each with 14 days of exposure to study product. This sample size is based upon the size of similar Phase I studies of topical microbicide products. Additional participants may enroll in the study, at the discretion of the protocol team, to replace currently enrolled participants who are non-adherent to the study product and/or the study visit schedule. Thus, in the event that participants are replaced for this purpose, the total sample size at the end of the study may slightly exceed 40 participants. In addition, if for some reason a site experiences difficulty reaching its accrual target, consideration will be given to shifting enrollment “slots” to the other site, with prior approval of the Protocol Chair.

As a means to characterize the statistical properties of this study, the following table presents the probability of observing zero, at least one, and two or more safety endpoints among the group of 20 women using the SPL7013 Gel for various “true” event rates:

Table 17: Analysis of Adverse Event Frequency

| Event Rate | P (0 events n=20) | P (≥ 1 event n=20) | P (≥ 2 events n=20) |
|------------|---------------------|----------------------------|-----------------------------|
| 1% | 0.82 | 0.18 | 0.02 |
| 5% | 0.36 | 0.64 | 0.26 |
| 10% | 0.12 | 0.88 | 0.61 |
| 15% | 0.04 | 0.96 | 0.82 |
| 25% | <0.01 | >0.99 | 0.98 |
| 35% | <0.01 | >0.99 | >0.99 |
| 45% | <0.01 | >0.99 | >0.99 |

For example, if the true rate of a given endpoint is five percent, the probability that the endpoint will be observed in at least one of the 20 women exposed to SPL7013 Gel is 0.64.

10.5. Randomization Procedures

Women will be randomized at a 1:1 ratio to one of the two arms. Randomization will be stratified by site to ensure balanced assignment to each product (3% w/w SPL7013 Gel or placebo gel) within each site. The randomization scheme will be generated and maintained by the SDMC. The SDMC will provide each study site with one set of randomization envelopes to be stored and used in the study clinic. Clinic staff will assign these envelopes in sequential order, by envelope number, to eligible participants. Additional envelopes will be provided to each site for the purpose of enrolling >20 participants per site if non-adherent participants need to be replaced or if enrollment “slots” need to be shifted from one site to another.

Assignment of the randomization envelope is considered the effective act of participant enrollment/randomization. Clinic staff will prepare a written prescription contained within the envelope that, among other things, documents the randomization envelope number and randomization code indicating the product (3% w/w SPL7013 Gel or placebo gel) to which the participant was assigned. Multiple codes will be utilized to conceal and protect the randomization assignments in this study. Clinic staff will store assigned randomization envelopes and copies of the study prescription in participants’ study charts.

10.6. Justification for Placebo

Inclusion of placebo gel in this safety trial will enable investigators to examine the incidence of adverse events in the presence of the study product containing SPL7013 in comparison to those occurring in the presence of the placebo gel (the same formulation containing no SPL7013) which has been shown to have a good safety profile and a low likelihood to induce mucosal damage.

10.7. Blinding

Study staff and participants will be blinded to the random assignments of all study participants. Both study gels will be supplied in identical, single-use applicators packaged in individual wrappers. Blinding will be maintained until all data are entered into the study database, all study endpoint data and other data included in the final analysis have been cleaned and verified, and the data are ready for final analysis. This will be explained to participants as part of the study.

10.8. Maintenance of Trial Randomization Codes

Trial randomization codes will be maintained by unblinded staff at the SDMC. There are no circumstances under which it is expected that unblinding to blinded study staff or participants will be necessary for the provision of medical treatment or to otherwise protect the safety of study participants.

As described in Section 9.4, in the event that an Investigator is concerned that a participant might be put at an undue risk by continuing product use, the Investigator may discontinue use by this participant; however, knowledge of the specific product to which the participant was assigned should not be necessary to guide further follow up and/or treatment. If an Investigator feels that specific product knowledge is necessary to protect participant safety, the Investigator will notify the PSRT to consider and rule upon the request.

10.9. Participant Accrual and Follow-Up

Based on previous studies of vaginal products with similar eligibility requirements, the accrual of 40 eligible participants with normal reproductive tracts is expected to require the screening of approximately 120 volunteers. The target for retention will be 95% of enrolled participants over the 21-day follow-up period. Therefore, it is anticipated that approximately 42 women will be enrolled in the study. Accrual is anticipated to take approximately 6 months. Monthly accrual targets are in the table below.

Table 18: Monthly Accrual Targets for MTN-004

| Study Month | Monthly Accrual Target | Cumulative Accrual Target |
|-------------|------------------------|---------------------------|
| 1 | 7 | 7 |
| 2 | 7 | 14 |
| 3 | 7 | 21 |
| 4 | 7 | 28 |
| 5 | 7 | 35 |
| 6 | 7 | 42 |

10.10. Data and Safety Monitoring and Analysis

10.10.1. Study Monitoring Committee (SMC)

In addition to the safety monitoring done by the PSRT (described in section 8.1), the MTN SDMC will prepare study progress reports and reports of AEs experienced by study participants (blinded to treatment assignment) for review by the MTN Study

Monitoring Committee (SMC). The SMC will conduct interim reviews of study progress (blinded to treatment assignment), including rates of participant accrual, retention, rates of adherence to study gel use, and product safety. These reviews will take place approximately every 90 days, or as needed. At the time of these reviews, or at any other time, the SMC may recommend that the study proceed as designed, proceed with design modifications, or be discontinued.

10.10.2. Data Analysis

When the use of descriptive statistics to assess group characteristics or differences is required, the following methods will be used: for categorical variables, the number and percent in each category; for continuous variables, the mean, median, standard deviation, quartiles and range (minimum, maximum). Within-treatment group assessment of the change from the baseline measurement to a follow-up measurement will be analyzed using McNemar's test (for categorical response variables) or the paired t-test or Wilcoxon signed-ranks test (for continuous variables). When use of formal testing to assess differences between the control gel and SPL7013 gel arms is required, the following methods will be used: for binomial response variables, chi-square tests and logistic regression; for continuous variables, t-tests and linear regression or nonparametric methods if data are non-Normal.

To assess the adequacy of the randomization, control gel and SPL7013 gel participants will be compared for baseline characteristics including demographics, pelvic examination, and laboratory measurements using descriptive statistics. Due to the small sample size, formal comparisons will not be done.

Primary Analyses

The primary aim of the study is to assess the toxicity of 3% w/w SPL7013 Gel on vulvar and cervicovaginal mucosa. All visits in which a woman has been exposed to the study product will be included in the primary analysis of safety. Secondary intent to treat analyses may also be performed. To assess safety, the number and the percentages of participants experiencing at least one AE, and the number and percentage experiencing each specific AE will be tabulated by study arm. Each participant will contribute once in each category (i.e. only for highest severity AE for each participant) for the calculation of event rates. The number and percentage of participants experiencing each type of AE (including AEs leading to study discontinuation) will be tabulated by severity and relationship to treatment for each treatment group. AEs that lead to study product discontinuation will be listed in a separate data listing. Overall summaries by treatment group include the number and percentage of participants experiencing: (1) any experience; (2) any moderate, severe, or life-threatening experience. The number and percentage of participants with an AE judged possibly, probably or definitely related to study treatment will be summarized for each treatment group. Grade 3 or higher toxicity for hematology, coagulation function, liver function, or creatinine level is also a primary endpoint. Baseline and Two-Week visit laboratory measures will be summarized and

the change in function, defined by the difference between Two-Week and baseline measurements, will be evaluated by treatment group.

Secondary Analyses

One secondary study objective is to assess adherence to a short-term regimen of 3% w/w SPL7013 Gel. To assess adherence, the proportion of participants who applied 80% of the expected number of doses of study product over the two weeks of product use will be calculated by treatment arm. All enrolled women will be included in this analysis.

An additional secondary study objective is to evaluate aspects of product acceptability. To evaluate acceptability, the proportion of participants who at their Two-Week Follow-up Visits report via acceptability questionnaire that they would be extremely likely to use the candidate microbicide during sexual intercourse in the future will be calculated by treatment arm. In addition, positive and negative aspects of using the study drug will be listed in order of frequency. All enrolled women with a Two-Week follow-up visit will be included in these analyses.

The final secondary study objective is to assess the effect of a twice-daily short-term regimen of 3% w/w SPL7013 Gel on the vaginal microflora of sexually active HIV-uninfected women. To assess the effect of SPL7013 on vaginal flora, clinically significant changes in vaginal flora will be evaluated by the Nugent score with shift tables from baseline (Enrollment) to follow-up visits. The Nugent score is graded 1 to 10 as follows:

1. Normal, 0 to 3
2. Intermediate, 4 to 6
3. BV, 7-10

Any shift from normal at baseline to intermediate or BV at a follow-up visit, or intermediate at baseline to BV at a follow-up visit, will be considered a clinically meaningful change in vaginal flora. Changes within each treatment arm will be reported. In addition, differences between the treatment groups in the distribution of Nugent scores at follow-up visits will be formally tested.

In addition to looking at shifts in the Nugent score, within treatment arm descriptions, and between treatment arm comparisons, will be done to assess clinically meaningful changes in quantitative measures of vaginal flora (defined by more than ≥ 1 log change in dominant members of the microflora, including *Lactobacillus* (H_2O_2 positive and negative strains), anaerobic gram negative rods, *Gardnerella vaginalis*, *Escherichia coli*, *Staphylococcus aureus*, *Candida* species, Group B *Streptococcus*, and *Enterococcus* species) and to assess differences in the quantitative levels of these flora between treatment arms during follow-up.

11. DATA HANDLING AND RECORDKEEPING

11.1. Data Management Responsibilities

Study case report forms will be developed by the SDMC. Quality control reports and queries routinely will be generated and distributed to the study sites for verification and resolution.

11.2. Source Documents and Access to Source Data/Documents

The investigator will maintain, and store securely, complete, accurate and current study records throughout the study. In accordance with U.S. regulations, the investigator will retain all study records indefinitely. Study records will not be destroyed prior to receiving approval for record destruction from DAIDS and Starpharma. Applicable records include source documents, site registration documents and reports, correspondence, informed consent forms, and notations of all contacts with the participant.

11.3. Quality Control and Quality Assurance

Dr. Sharon Hillier, who completed a training program in clinical and public health microbiology certified by the American Board of Medical Board of Microbiology, directs the Site Support and Diagnostic Training Core in the MTN Central Laboratory at Magee-Womens Research Institute. This laboratory is Clinical Laboratory Improvement Amendments (CLIA)-inspected and maintains its own CLIA license. Thus, all testing done in this research laboratory is performed with the same level of quality control as required in a licensed clinical laboratory.

Dr. John Mellors directs the Virology Core in the MTN Central Laboratory at the University of Pittsburgh School Of Medicine. This laboratory is CLIA-certified and has consistently met proficiency standards for HIV-1 RNA testing established by the DAIDS-sponsored Virology Quality Assurance program. All HIV-1 endpoint confirmations will be done in this laboratory.

See Section 12 for site monitoring plan.

11.4. Study Coordination

Starpharma Pty Ltd holds the IND application for this study (#62,482). Assignment of all sponsor responsibilities for this study will be specified in a Clinical Trials Agreement executed by DAIDS, NICHD, and Starpharma Pty Ltd. Study site staff will be provided with the DAIDS SOPs for Source Documentation and Essential Documents, the Manual for Expedited Reporting of Adverse Events to DAIDS, and the DAIDS AE Grading Table. Training and written instructions outlining management and reporting, study gel dispensing, product accountability, and other study operations will be provided by Family Health International, the Statistical Center for HIV/AIDS Research & Prevention (SCHARP), and the MTN Central Laboratory. The final study report will be consistent with both DAIDS and ICH E3 guidelines.

12. CLINICAL SITE MONITORING

Study monitoring will be carried out by Westat (Rockville, MD). On-site study monitoring will be performed in accordance with DAIDS policies. Site monitoring visits will be conducted to assess compliance with Health and Human Services (HHS) Regulations 45 CFR Part 46 and 21 CFR Parts 50, 56, and 312. Study monitors will visit the site to:

- Verify compliance with human subjects and other research regulations and guidelines, including confidentiality procedures, informed consent process, and regulatory documentation
- Assess adherence to the study protocol, study-specific procedures manual, and local counseling practices, including compliance related to study product management and pharmacy-related procedures
- Confirm the quality and accuracy of information collected at the study site and entered into the study database, including the validation of data reported on case report and DataFax forms
- Assess the resolution of any past or ongoing issues identified at previous monitoring visits

A minimum of three monitoring visits per site will occur for this study, including a visit shortly after study initiation, one at the perceived midpoint for enrollment, and a third for study closeout.

Site investigators will allow study monitors to inspect study facilities and documentation (e.g., informed consent forms, clinic and laboratory records, other source documents, case report forms), as well as observe the performance of study procedures. Investigators also will allow inspection of all study-related documentation by authorized representatives of the MTN CORE, MTN CL, Family Health International, Statistical Center for HIV/AIDS Research & Prevention, NIAID, NICHD, Starpharma Pty Ltd, FDA, and US regulatory authorities. A site visit log will be maintained at the study site to document all visits.

13. HUMAN SUBJECTS PROTECTIONS

The investigators will make efforts to minimize risks of this new product to human participants. Volunteers will take part in a thorough informed consent process throughout their participation in the study. Before beginning the study, the investigators will have obtained IRB approval and the protocol will have been submitted to the FDA. The investigators will permit audits by the NIH, Starpharma Pty Ltd or the FDA or any of their appointed agents.

13.1. Institutional Review Boards

Each participating institution is responsible for assuring that this protocol and the associated informed consent documents and study-related documents are reviewed by an Ethics Committee (EC) or Institutional Review Board (IRB) prior to implementation of the protocol. Any amendments to the protocol, informed consents, or other study-related documents must be approved by the EC/IRB, NICHD, and DAIDS prior to implementation.

13.2. Protocol Registration

Each participating institution will complete protocol registration with the NICHD via Westat. After study sites have received final approval from their local IRB, they must submit protocol registration materials to the Data and Operations Center (DOC) at Westat in accordance with ATN requirements. When the DOC has received all required registration materials, the DOC will approve the site's protocol registration and notify the site that it may begin protocol enrollment. Protocol registration must occur before the site can enroll any participants into the study.

The study will be conducted in full compliance with the protocol. The protocol will not be amended without prior written approval by the Protocol Chair, NIAID Medical Officer, and NICHD Medical Officer. All protocol amendments must be submitted to and approved by the relevant IRB(s), and where necessary by Starpharma to the FDA, prior to implementing the amendment.

Following ethical review and approval, study sites will submit required administrative documentation to the ATN DOC, Westat. NICHD has delegated responsibility for review and approval of protocol-specific regulatory documentation to Westat. Included in this step will be MTN CORE review of each site-specific study informed consent form.

13.3. Risk/Benefit Statement

Risks

Before testing in humans SPL7013 Gel and the active ingredient were tested in animals. SPL7013 Gel was well tolerated in a number of animal studies using rats, mice, guinea pigs, dogs, rabbits and monkeys. At one laboratory, some rabbits died when they received SPL7013 Gel in the vagina at various doses similar to those that will be used in this study. However, this effect was not seen in other studies when SPL7013 Gel was applied to the vaginas of female rats, dogs, monkeys, and in other studies in rabbits at one other laboratory, in which no rabbits died. Further investigation indicated that the deaths of the rabbits were likely to be related to the procedure used at that laboratory to administer the SPL7013 Gel to the vagina. Rabbits have a place in the vaginal wall where blood vessels are concentrated. It was concluded that damage was caused to that area of the vaginal wall by the dosing procedure, which in turn caused bleeding. Humans, monkeys and rats do not have this concentration of blood vessels in the vagina. It is considered that the effects seen in that rabbit study do not represent a risk to the participants in this or any other clinical trial of SPL7013 Gel. However, the researchers could not determine the exact cause of death in these rabbits.

It is not expected that this trial will expose participants to unreasonable risk. The intervention used in this study is unlikely to cause uncomfortable side effects. An unpublished clinical study suggests a low incidence of side effects, both in 3% w/w SPL7013 Gel and Placebo Gel groups.

In the first clinical study of SPL7013 Gel (Starpharma Protocol Number SPL7013-001), volunteers reported the following adverse events that were deemed at least possibly related to study product: vaginal pruritus, vaginal discharge (including product leakage), abdominal discomfort or pain, and dysuria. A rare but potentially life-threatening risk of exposure to either study agent would be anaphylaxis (has not yet been reported for either the 3% w/w SPL7013 Gel or Placebo Gel). Use of a vaginal applicator may cause discomfort, and rarely, vaginal or cervical injury. Colposcopy may also cause mild discomfort secondary to speculum placement in the vagina for the 10-15 minute examination. Collection of cervical cells by Cytobrush[®] may cause discomfort or spotting during specimen collection. Phlebotomy may lead to discomfort, feelings of dizziness or faintness, and/or bruising, swelling and/or infection.

Male sexual partners will be protected from potential risks of study drug exposure by the use of condoms throughout the study.

Disclosure of STI status may cause sadness or depression in volunteers. Disclosure of HIV-positive status has been associated with depression, suicidal ideation, and denial, as well as social isolation. Participation in clinical research includes the risks of loss of confidentiality and discomfort with personal nature of questions.

Benefits

Participation in this Phase 1 trial likely will have no direct benefit to volunteers other than access to screening for STIs and appropriate referral if STIs are diagnosed. Some volunteers may have the opportunity to access expedient treatment and decreased morbidity due to early diagnosis and treatment of abnormalities in serology, blood count, coagulation, liver or kidney function tests. Pap smear and colposcopy may offer the opportunity for early detection of a cervical and/or vaginal abnormality with expedient referral if an abnormality is detected. Lastly, the participant may appreciate the opportunity to contribute to the body of knowledge in the field of microbicide research. However, there is no guarantee that volunteers will receive any of these benefits.

13.4. Informed Consent Process

Written informed consent will be obtained from all potential study participants prior to the initiation of any study-related procedures. In obtaining and documenting informed consent, the investigators will comply with applicable local and domestic regulatory requirements and will adhere to GCP and to the ethical principles that have their origin in the Declaration of Helsinki.

Prior to the beginning of the trial, site investigators will have the IRB/EC's written approval/favorable opinion of the protocol, informed consent forms, and any other study-related information to be provided to participants. This study does not plan to

enroll children under 18 or illiterate individuals. All study related materials including the informed consent forms will be available in English and Spanish as required by each study site.

The informed consent process will give individuals all of the relevant information they need in order to decide whether to participate, or to continue participation, in this study. Potential research participants will be permitted to ask questions and to exchange information freely with the study investigators. Only listed study investigators may obtain informed consent from potential study participants. The investigators will keep research participants fully informed of any new information that could affect their willingness to continue study participation.

13.5. Participant Confidentiality

Members of the study staff sites are all trained in patient confidentiality for their participation in the ATN. The only sites at which this study will be performed are both ATN Trials Units (ATU). The log of study participant names and other protected health information will be kept in a double-locked area. All computer information about study volunteers will be kept on a computer with log-on passwords. Laboratory specimens are labeled with study numbers and date, and are delivered or shipped by study staff. The study sites' data management and clinical staff are the only personnel with access to the protected health information of study volunteers. Each member of the staff has log-on identification and password, logs off before leaving a computer screen unattended, and closes their office door when out of the office. All research records will be kept indefinitely following closure of this study.

To further protect the privacy of the study participants, the ATN has obtained a Certificate of Confidentiality from the U.S. Department of Health and Human Services (DHHS). With this Certificate in place, the ATN researchers cannot be forced to turn over identifying information about a study participant in any Federal, State, or local criminal, administrative, legislative, or other proceedings. This Certificate does not prevent a study participant from volunteering to turn over their research information nor does it prevent researchers from providing research-related information to others when requested by the study participant.

13.6. Special Populations

This section outlines considerations made for the inclusion or exclusion of special populations in this study.

13.6.1 Pregnant Women

Pregnancy is an exclusion criterion because there are no current recommendations for the use of 3% w/w SPL7013 Gel during pregnancy. A urine pregnancy test will be performed on all women at all clinic visits, and positive tests will be noted on the Eligibility Criteria form. During the informed consent process, women will be informed that SPL7013 Gel is not known to prevent pregnancy and that the effect of SPL7013 Gel on a developing human fetus is unknown. All potential participants will be required by the Eligibility Criteria for Screening and Enrollment to be currently using a reliable

method of contraception, such as hormonal contraception (except vaginal ring), intrauterine device, or sterilization. Women who become pregnant during the study period following randomization and exposure to study product will discontinue product use but not be excluded from analysis.

13.6.2 Children

The NIH has mandated that children be included in research trials when appropriate. This study will enroll women aged 18 to 24 who are able to give informed consent. This study meets “Justifications for Exclusion” criteria for younger children as set forth by the NIH. Specifically, “insufficient data are available in adults to judge potential risk in children” and “children should not be the initial group to be involved in research studies.”

13.6.3 Prisoners

MTN-004 does not meet the criteria for prisoner participation per US 45 Code of Federal Regulations (CFR) 46.306 (a)(2)(D). MTN-004 is not suitable for further reviews by local IRBs for the inclusion of prisoners.

13.7. Incentives

Pending IRB approval, participants will be compensated for their time and effort in this study, and/or be reimbursed for travel to study visits and time away from work. Site-specific reimbursement amounts will be specified in the study informed consent forms.

13.8. Communicable Disease Reporting

Study staff will comply with all applicable local requirements to report communicable diseases including HIV identified among study participants to local health authorities. Participants will be made aware of all reporting requirements during the study informed consent process.

13.9. Access to HIV-Related Care

This section outlines study participants’ access to HIV-related care, including HIV counseling and testing, as well as care for participants identified as HIV-infected.

13.9.1. HIV Counseling and Testing

HIV pretest and post-test counseling will be provided to all potential study participants who consent to undergo HIV screening to determine their eligibility for this study. Participants must receive their HIV test results to take part in this study. The investigators do not expect a screening population at high risk for HIV infection. However, trained clinical staff will refer participants who test positive or indeterminate via the HIV antibody screen test to a physician for follow-up testing and care. Participants who have positive or indeterminate results will have standard post-test counseling as well as limited follow-up confirmatory testing provided by the study. Referral for additional counseling related to testing or diagnosis will occur if needed or requested by the participant.

13.9.2. Care for Participants Identified as HIV-Infected

Study staff will provide participants with their HIV test results in the context of post-test counseling. According to site SOPs, study staff will refer participants found to be HIV-infected to available sources of medical and psychological care, social support, and local research studies for HIV-infected women.

13.10. Study Discontinuation

This study may be discontinued at any time by NIAID, NICHD, the MTN, Starpharma, the US FDA, other government or regulatory authorities, or site IRBs.

14. PUBLICATION POLICY

DAIDS and MTN policies and a Memorandum of Agreement (MOA) between MTN and ATN, and a Clinical Trial Agreement (CTA) between Starpharma and NIAID, will govern publication of the results of this study. Any presentation, abstract, or manuscript will be submitted by the Investigator to the MTN Manuscript Review Committee, DAIDS, NICHD and Starpharma Pty Ltd, for review prior to submission.

15. APPENDICES

APPENDIX I: SCHEDULE OF STUDY VISITS AND EVALUATIONS

| | Screen 1 | Screen 2 | Enroll | Phone Call | 1-Week Clinic Visit | 2-Week Clinic Visit | 3-Week Clinic Visit | Inter./ Safety Visit |
|--|----------|----------|--------|------------|---------------------|---------------------|---------------------|----------------------|
| Target Day | ≤30 Days | | Day 0 | Day 2 | Day 7 | Day 14 | Day 21 | PRN |
| Window Period | ≤36 Days | | Day 0 | Day 2-3 | Day 6 – 8 | Day 13 – 15 | Day 20 – 24 | |
| Study Communications | | | | | | | | |
| Informed Consent | X | | X | | | | | |
| Assign Participant ID | X | | | | | | | |
| Eligibility Assessment | X | X | ▲ | | | | | |
| Collect Demographics | X | | | | | | | |
| HIV Pre- & Post-Test Counseling | X | | | | | | | |
| Screening Results (as available) | X | X | X | | | | | |
| Treatment or Referral | ▲ | ▲ | ▲ | | ▲ | ▲ | ▲ | ▲ |
| Record/Update Medical and Menstrual History | X | X | X | | X | X | X | X |
| Baseline Behavioral Questionnaire | | | X | | | | | |
| Record/Update Con. Meds. | | | X | | X | X | X | ▲ |
| Record Adverse Events | | | | | X | X | X | ▲ |
| Vaginal Product History | | | X | | | | | |
| Acceptability Assessment | | | | | | X | | |
| Adherence Assessment | | | | | X | X | | |
| Male condom Counseling | X | | X | | X | X | | ▲ |
| Record/Update Contacts | X | X | X | | X | X | X | X |
| Schedule Next Visit | X | ▲ | X | | X | X | ▲ | ▲ |
| Obtain Random Assignment | | | X | | | | | |
| Phone Assessment | | | | X | | | | |
| Study Burden Questionnaire | | | | | | | X | |
| Reimbursement | X | X | X | | X | X | X | |
| Laboratory | | | | | | | | |
| Qual. Urine Pregnancy Test | X | X | ▲ | | X | X | X | X |
| Urinalysis | X | | ▲ | | ▲ | ▲ | ▲ | ▲ |
| Urine Culture & Sensitivity | ▲ | | ▲ | | ▲ | ▲ | ▲ | ▲ |
| CBC, Liver Function Panel, Creatinine Level, Coag. Panel | X | | X | | X | X | ▲ | ▲ |
| RPR (Syphilis) | X | | | | ▲ | ▲ | ▲ | ▲ |
| HIV Antibody Screen | X | | | | | | | ▲ |
| SPL7013 Level | | | X | | | X | | |
| Plasma Archive | | | X | | | X | | |
| Vaginal pH | X | | X | | X | X | X | ▲ |
| Quantitative Vaginal Cultures | | | X | | X | X | X | ▲ |
| Vaginal Wet Prep Slide | X | | X | | X | X | X | ▲ |
| Gram-Stained Vaginal smear s | X | | X | | X | X | X | ▲ |
| Cervical swabs for cytokines and innate factors | | | X | | X | X | X | ▲ |
| Urine SDA for Gonorrhea & Chlamydia | X | | ▲ | | ▲ | ▲ | ▲ | ▲ |
| Pap Smear of Cervix | X | | | | | | | ▲ |
| Herpes Culture | | | | | ▲ | ▲ | ▲ | ▲ |
| Clinical | | | | | | | | |
| Colposcopy | | | X | | ▲ | X | ▲ | ▲ |
| Vital Signs | X | | X | | X | X | X | ▲ |
| Abdominal/ Pelvic Exam | X | | X | | X | X | X | ▲ |

X=protocol-defined procedure; ▲=performed as clinically indicated

Plasma archive will only apply if participant has signed the consent for Storage of Specimens

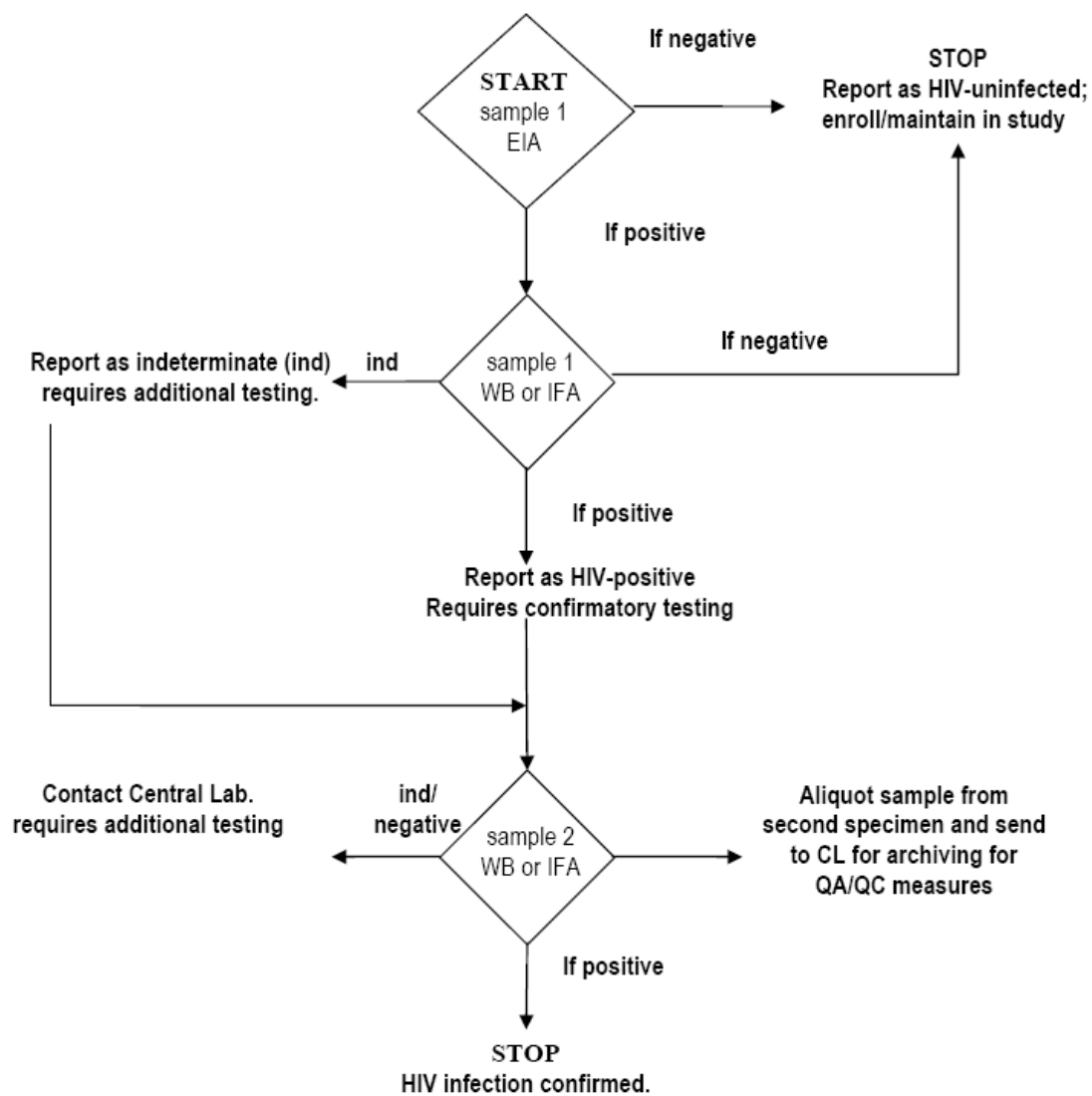
APPENDIX II: OUTCOMES, DIAGNOSTICS, AND FOLLOW-UP EVALUATIONS

| CONDITION | PRODUCT USE | EVALUATION | FOLLOW-UP AND TREATMENT ACTION |
|--|---|---|---|
| Deep Epithelial Disruption (Ulceration) | Hold study gel (until evaluated) | Swab for herpes simplex culture. Perform syphilis serology (Herpes serology optional) | Re-evaluate in 48 - 72 hours and reinstate gel use if resolved. If the ulcer has become worse or not healed in 48 - 72 hours, follow the lesion per local standard of care. Ask participant to return in 7-10 days for follow up syphilis serology. If there is reoccurrence and there is no other etiology, then consider permanent discontinuation. |
| Superficial Epithelial Disruption (Abrasion/Peeling) | Continue | Naked eye evaluation and/or colposcopy | Re-evaluate by speculum examination in 48 - 72 hours. If condition is significantly worse, hold study gel. Otherwise continue gel use. |
| Localized erythema or edema: area of less than 50% of vulvar surface or combined vaginal and cervical surface | Continue | Naked eye evaluation and/or colposcopy | If asymptomatic, re-evaluate at next regularly scheduled visit. If symptomatic, re-evaluate by speculum examination in 5 - 7 days. If worsened significantly, hold study gel use, until further evaluation is scheduled. Otherwise, continue gel use. |
| Generalized erythema or severe edema: area of more than 50% of vulvar surface or combined vaginal and cervical surface affected by erythema | Hold Study Gel (until evaluated) | Naked eye evaluation and/or colposcopy | Re-evaluate in 48 - 72 hours and reinstate gel use if resolved. If there is reoccurrence and there is no other etiology, then consider permanent discontinuation. |
| Vaginitis | Hold Study Gel (until evaluated, except for asymptomatic Candida vaginitis) | Perform wet mount for Candida vaginitis, trichomoniasis, and BV | Provide treatment and reevaluate in 48 - 72 hours. If resolved reinstate gel use. |

| | | | |
|---|---|--|--|
| Unexpected Intermenstrual Bleeding/Spotting | Hold Study Gel (until evaluated) | Naked eye evaluation and/or colposcopy | If determined to be endometrial bleeding with no other source, continue gel use. Reevaluate in 48 - 72 hours if the participant reports bleeding/spotting has not resolved. |
| Suspected Cervicitis (findings on exam such as discharge from the cervical os) | Continue (at clinician's discretion) | Evaluate for <i>N. gonorrhoeae</i> and <i>C. trachomatis</i> | Re-evaluate in 48 - 72 hours. If condition is worse, hold gel use until further evaluation is scheduled. |
| Petechial Hemorrhage | Continue | Naked eye evaluation and/or colposcopy | Re-evaluate by speculum examination in 48 - 72 hours. If condition is significantly worse, hold gel use, until further evaluation is scheduled. Otherwise continue gel use. |
| Ecchymosis | Continue | Naked eye evaluation and/or colposcopy. | Re-evaluate by speculum examination in 48 - 72 hours. If the condition is significantly worse, hold gel use until further evaluation is scheduled. Otherwise continue gel use. |
| EAE that is judged by the site investigator or designee to be definitely, probably, possibly, or probably not related to the study gel or applicator | For Grades 1, 2, and 3 - Hold Study Gel (until evaluated) | Evaluate as according to current clinical practice at the site | Provide treatment as clinically indicated, when resolved reinstate gel use at clinician's discretion |
| | For Grade 4 – Permanent Discontinuation | Not applicable | Not applicable |

- For trichomoniasis or symptomatic BV, treat or refer for treatment. If resolved, restart study gel use. If observed at Week 2 visit, treat and follow up to document resolution
- For symptomatic candida vaginitis: manage with oral medication and re-evaluate in 3 – 5 days. If resolved, restart study gel use. If observed at Week 2 visit, treat and follow up to document resolution
- For asymptomatic candida vaginitis:
 - If a participant has asymptomatic candida vaginitis she should continue study gel use and be re-evaluated in 7 days
 - If at the Week 2 Visit there are signs and symptoms compatible with vaginitis, treat and follow up to document resolution
- For asymptomatic BV:
 - Continue study product as scheduled and reevaluate per visit schedule

APPENDIX III: MTN HIV ANTIBODY TESTING ALGORITHM



Note: HIV positive results will only be reported to participants once the result is confirmed by Western Blot Testing. Once a participant's HIV status is confirmed, sites will follow site specific SOPs for notification to local agencies.

APPENDIX IV: DIVISION OF AIDS TABLE FOR GRADING THE SEVERITY OF ADULT AND PEDIATRIC ADVERSE EVENTS

Publish Date: December, 2004

Quick Reference

The Division of AIDS Table for Grading the Severity of Adult and Pediatric Adverse Events (“DAIDS AE grading table”) is a descriptive terminology which can be utilized for Adverse Event (AE) reporting. A grading (severity) scale is provided for each AE term.

General Instructions

Estimating Severity Grade

If the need arises to grade a clinical AE that is not identified in the DAIDS AE grading table, use the category “Estimating Severity Grade” located at the top of Page 3. For AEs that are not listed in the table but will be collected systematically for a study/trial, protocol teams are highly encouraged to define study-specific severity scales within the protocol or an appendix to the protocol. (Please see “Template Wording for the Expedited Adverse Event Reporting Section of DAIDS-sponsored Protocols”.) This is particularly important for laboratory values because the “Estimating Severity Grade” category only applies to clinical symptoms.

Grading Adult and Pediatric AEs

The DAIDS AE grading table includes parameters for grading both Adult and Pediatric AEs. When a single set of parameters is not appropriate for grading specific types of AEs for both Adult and Pediatric populations, separate sets of parameters for Adult and/or Pediatric populations (with specified respective age ranges) are given in the table. If there is no distinction in the table between Adult and Pediatric values for a type of AE, then the single set of parameters listed is to be used for grading the severity of both Adult and Pediatric events of that type.

Determining Severity Grade

If the severity of an AE could fall under either one of two grades (e.g., the severity of an AE could be either Grade 2 or Grade 3), select the higher of the two grades for the AE.

Definitions

| | |
|---------------------------|--|
| Basic Self-care Functions | <u>Adult</u> Activities such as bathing, dressing, toileting, transfer/movement, continence, and feeding. <u>Young Children</u> Activities that are age and culturally appropriate (e.g., feeding self with culturally appropriate eating implement). |
| LLN | Lower limit of normal |
| Medical Intervention | Use of pharmacologic or biologic agent(s) for treatment of |

| | |
|--------------------------------------|---|
| | an AE. |
| NA | Not Applicable |
| Operative Intervention | Surgical OR other invasive mechanical procedures. |
| ULN | Upper limit of normal |
| Usual Social & Functional Activities | <u>Adult</u> Adaptive tasks and desirable activities, such as going to work, shopping, cooking, use of transportation, pursuing a hobby, etc. <u>Young Children</u> Activities that are age and culturally appropriate (e.g., social interactions, play activities, learning tasks, etc.). |

Contents

| <u>Clinical</u> | <u>Page</u> | <u>Laboratory</u> | <u>Page</u> |
|--------------------------------|-------------|-------------------|-------------|
| Estimating Severity Grade..... | 3 | Hematology | 16 |
| Systemic..... | 3 | Chemistries | 17 |
| Infection..... | 4 | Urinalysis | 20 |
| Injection Site Reactions..... | 4 | | |
| Skin – Dermatological | 5 | | |
| Cardiovascular | 5 | | |
| Gastrointestinal | 7 | | |
| Neurologic | 9 | | |
| Respiratory | 12 | | |
| Musculoskeletal..... | 12 | | |
| Genitourinary..... | 13 | | |
| Ocular/Visual..... | 14 | | |
| Endocrine/Metabolic..... | 14 | | |

| CLINICAL | | | | |
|---|---|---|--|---|
| PARAMETER | GRADE 1 MILD | GRADE 2 MODERATE | GRADE 3 SEVERE | GRADE 4 POTENTIALLY LIFE-THREATENING |
| ESTIMATING SEVERITY GRADE | | | | |
| Clinical adverse event NOT identified elsewhere in this DAIDS AE grading table | Symptoms causing no or minimal interference with usual social & functional activities | Symptoms causing greater than minimal interference with usual social & functional activities | Symptoms causing inability to perform usual social & functional activities | Symptoms causing inability to perform basic self-care functions OR Medical or operative intervention indicated to prevent permanent impairment, persistent disability, or death |
| SYSTEMIC | | | | |
| Acute systemic allergic reaction | Localized urticaria (wheals) with no medical intervention indicated | Localized urticaria with medical intervention indicated OR Mild angioedema with no medical intervention indicated | Generalized urticaria OR Angioedema with medical intervention indicated OR Symptomatic mild bronchospasm | Acute anaphylaxis OR Life-threatening bronchospasm OR laryngeal edema |
| Chills | Symptoms causing no or minimal interference with usual social & functional activities | Symptoms causing greater than minimal interference with usual social & functional activities | Symptoms causing inability to perform usual social & functional activities | NA |
| Fatigue Malaise | Symptoms causing no or minimal interference with usual social & functional activities | Symptoms causing greater than minimal interference with usual social & functional activities | Symptoms causing inability to perform usual social & functional activities | Incapacitating fatigue/ malaise symptoms causing inability to perform basic self-care functions |
| Fever (nonaxillary) | 37.7 – 38.6°C | 38.7 – 39.3°C | 39.4 – 40.5°C | > 40.5°C |
| Pain (indicate body site) DO NOT use for pain due to injection (See Injection Site Reactions: Injection site pain) See also Headache, Arthralgia, and Myalgia | Pain causing no or minimal interference with usual social & functional activities | Pain causing greater than minimal interference with usual social & functional activities | Pain causing inability to perform usual social & functional activities | Disabling pain causing inability to perform basic self-care functions OR Hospitalization (other than emergency room visit) indicated |

Basic Self-care Functions – Adult: Activities such as bathing, dressing, toileting, transfer/movement, continence, and feeding.

Usual Social & Functional Activities – Young Children: Activities that are age and culturally appropriate (e.g., social interactions, play activities, learning tasks, etc.).

Basic Self-care Functions – Young Children: Activities that are age and culturally appropriate (e.g., feeding self with culturally appropriate eating implement).

Usual Social & Functional Activities – Adult: Adaptive tasks and desirable activities, such as going to work, shopping, cooking, use of transportation, pursuing a hobby, etc.

| CLINICAL | | | | |
|---|--|---|---|--|
| PARAMETER | GRADE 1 MILD | GRADE 2 MODERATE | GRADE 3 SEVERE | GRADE 4 POTENTIALLY LIFE-THREATENING |
| Unintentional weight loss | NA | 5 – 9% loss in body weight from baseline | 10 – 19% loss in body weight from baseline | ≥ 20% loss in body weight from baseline OR Aggressive intervention indicated [e.g., tube feeding or total parenteral nutrition (TPN)] |
| INFECTION | | | | |
| Infection (any other than HIV infection) | Localized, no systemic antimicrobial treatment indicated AND Symptoms causing no or minimal interference with usual social & functional activities | Systemic antimicrobial treatment indicated OR Symptoms causing greater than minimal interference with usual social & functional activities | Systemic antimicrobial treatment indicated AND Symptoms causing inability to perform usual social & functional activities OR Operative intervention (other than simple incision and drainage) indicated | Life-threatening consequences (e.g., septic shock) |
| INJECTION SITE REACTIONS | | | | |
| Injection site pain (pain without touching) Or Tenderness (pain when area is touched) | Pain/tenderness causing no or minimal limitation of use of limb | Pain/tenderness limiting use of limb OR Pain/tenderness causing greater than minimal interference with usual social & functional activities | Pain/tenderness causing inability to perform usual social & functional activities | Pain/tenderness causing inability to perform basic self-care function OR Hospitalization (other than emergency room visit) indicated for management of pain/tenderness |
| Injection site reaction (localized) | | | | |
| Adult > 15 years | Erythema OR Induration of 5x5 cm – 9x9 cm (or 25 cm ² – 81cm ²) | Erythema OR Induration OR Edema > 9 cm any diameter (or > 81 cm ²) | Ulceration OR Secondary infection OR Phlebitis OR Sterile abscess OR Drainage | Necrosis (involving dermis and deeper tissue) |
| Pediatric ≤ 15 years | Erythema OR Induration OR Edema present but ≤ 2.5 cm diameter | Erythema OR Induration OR Edema > 2.5 cm diameter but < 50% surface area of the extremity segment (e.g., upper arm/thigh) | Erythema OR Induration OR Edema involving ≥ 50% surface area of the extremity segment (e.g., upper arm/thigh) OR Ulceration OR Secondary infection OR Phlebitis OR Sterile abscess OR Drainage | Necrosis (involving dermis and deeper tissue) |

Basic Self-care Functions – Adult: Activities such as bathing, dressing, toileting, transfer/movement, continence, and feeding.

Usual Social & Functional Activities – Young Children: Activities that are age and culturally appropriate (e.g., social interactions, play activities, learning tasks, etc.).

Basic Self-care Functions – Young Children: Activities that are age and culturally appropriate (e.g., feeding self with culturally appropriate eating implement).

Usual Social & Functional Activities – Adult: Adaptive tasks and desirable activities, such as going to work, shopping, cooking, use of transportation, pursuing a hobby, etc.

| CLINICAL | | | | |
|---|---|---|--|--|
| PARAMETER | GRADE 1 MILD | GRADE 2 MODERATE | GRADE 3 SEVERE | GRADE 4 POTENTIALLY LIFE-THREATENING |
| Pruritis associated with injection See also Skin: Pruritis (itching - no skin lesions) | Itching localized to injection site AND Relieved spontaneously or with < 48 hours treatment | Itching beyond the injection site but not generalized OR Itching localized to injection site requiring ≥ 48 hours treatment | Generalized itching causing inability to perform usual social & functional activities | NA |
| SKIN – DERMATOLOGICAL | | | | |
| Alopecia | Thinning detectable by study participant (or by caregiver for young children and disabled adults) | Thinning or patchy hair loss detectable by health care provider | Complete hair loss | NA |
| Cutaneous reaction – rash | Localized macular rash | Diffuse macular, maculopapular, or morbilliform rash OR Target lesions | Diffuse macular, maculopapular, or morbilliform rash with vesicles or limited number of bullae OR Superficial ulcerations of mucous membrane limited to one site | Extensive or generalized bullous lesions OR Stevens-Johnson syndrome OR Ulceration of mucous membrane involving two or more distinct mucosal sites OR Toxic epidermal necrolysis (TEN) |
| Hyperpigmentation | Slight or localized | Marked or generalized | NA | NA |
| Hypopigmentation | Slight or localized | Marked or generalized | NA | NA |
| Pruritis (itching – no skin lesions) (See also Injection Site Reactions: Pruritis associated with injection) | Itching causing no or minimal interference with usual social & functional activities | Itching causing greater than minimal interference with usual social & functional activities | Itching causing inability to perform usual social & functional activities | NA |
| CARDIOVASCULAR | | | | |
| Cardiac arrhythmia (general) (By ECG or physical exam) | Asymptomatic AND No intervention indicated | Asymptomatic AND Non-urgent medical intervention indicated | Symptomatic, non-life-threatening AND Non-urgent medical intervention indicated | Life-threatening arrhythmia OR Urgent intervention indicated |
| Cardiac-ischemia/infarction | NA | NA | Symptomatic ischemia (stable angina) OR Testing consistent with ischemia | Unstable angina OR Acute myocardial infarction |

Basic Self-care Functions – Adult: Activities such as bathing, dressing, toileting, transfer/movement, continence, and feeding.

Usual Social & Functional Activities – Young Children: Activities that are age and culturally appropriate (e.g., social interactions, play activities, learning tasks, etc.).

Basic Self-care Functions – Young Children: Activities that are age and culturally appropriate (e.g., feeding self with culturally appropriate eating implement).

Usual Social & Functional Activities – Adult: Adaptive tasks and desirable activities, such as going to work, shopping, cooking, use of transportation, pursuing a hobby, etc.

| CLINICAL | | | | |
|--|--|---|--|---|
| PARAMETER | GRADE 1 MILD | GRADE 2 MODERATE | GRADE 3 SEVERE | GRADE 4 POTENTIALLY LIFE-THREATENING |
| Hemorrhage (significant acute blood loss) | NA | Symptomatic AND No transfusion indicated | Symptomatic AND Transfusion of ≤ 2 units packed RBCs (for children ≤ 10 cc/kg) indicated | Life-threatening hypotension OR Transfusion of > 2 units packed RBCs (for children > 10 cc/kg) indicated |
| Hypertension | | | | |
| Adult > 17 years (with repeat testing at same visit) | > 140 – 159 mmHg systolic OR > 90 – 99 mmHg diastolic | > 160 – 179 mmHg systolic OR > 100 – 109 mmHg diastolic | > 180 mmHg systolic OR > 110 mmHg diastolic | Life-threatening consequences (e.g., malignant hypertension) OR Hospitalization indicated (other than emergency room visit) |
| Pediatric ≤ 17 years (with repeat testing at same visit) | NA | 91 st – 94 th percentile adjusted for age, height, and gender (systolic and/or diastolic) | ≥ 95 th percentile adjusted for age, height, and gender (systolic and/or diastolic) | Life-threatening consequences (e.g., malignant hypertension) OR Hospitalization indicated (other than emergency room visit) |
| Hypotension | NA | Symptomatic, corrected with oral fluid replacement | Symptomatic, IV fluids indicated | Shock requiring use of vasopressors or mechanical assistance to maintain blood pressure |
| Pericardial effusion | Asymptomatic, small effusion requiring no intervention | Asymptomatic, moderate or larger effusion requiring no intervention | Effusion with non-life threatening physiologic consequences OR Effusion with non-urgent intervention indicated | Life-threatening consequences (e.g., tamponade) OR Urgent intervention indicated |
| Prolonged PR interval | | | | |
| Adult > 16 years | PR interval 0.21 – 0.25 sec | PR interval > 0.25 sec | Type II 2 nd degree AV block OR Ventricular pause > 3.0 sec | Complete AV block |
| Pediatric ≤ 16 years | 1 st degree AV block (PR > normal for age and rate) | Type I 2 nd degree AV block | Type II 2 nd degree AV block | Complete AV block |

Basic Self-care Functions – Adult: Activities such as bathing, dressing, toileting, transfer/movement, continence, and feeding.

Usual Social & Functional Activities – Young Children: Activities that are age and culturally appropriate (e.g., social interactions, play activities, learning tasks, etc.).

Basic Self-care Functions – Young Children: Activities that are age and culturally appropriate (e.g., feeding self with culturally appropriate eating implement).

Usual Social & Functional Activities – Adult: Adaptive tasks and desirable activities, such as going to work, shopping, cooking, use of transportation, pursuing a hobby, etc.

| CLINICAL | | | | |
|---|--|--|---|---|
| PARAMETER | GRADE 1 MILD | GRADE 2 MODERATE | GRADE 3 SEVERE | GRADE 4 POTENTIALLY LIFE-THREATENING |
| Prolonged QTc | | | | |
| Adult > 16 years | Asymptomatic, QTc interval 0.45 – 0.47 sec OR Increase in interval < 0.03 sec above baseline | Asymptomatic, QTc interval 0.48 – 0.49 sec OR Increase in interval 0.03 – 0.05 sec above baseline | Asymptomatic, QTc interval \geq 0.50 sec OR Increase in interval \geq 0.06 sec above baseline | Life-threatening consequences, e.g. Torsade de pointes or other associated serious ventricular dysrhythmia |
| Pediatric \leq 16 years | Asymptomatic, QTc interval 0.450 – 0.464 sec | Asymptomatic, QTc interval 0.465 – 0.479 sec | Asymptomatic, QTc interval \geq 0.480 sec | Life-threatening consequences, e.g. Torsade de pointes or other associated serious ventricular dysrhythmia |
| Thrombosis/embolism | NA | Deep vein thrombosis AND No intervention indicated (e.g., anticoagulation, lysis filter, invasive procedure) | Deep vein thrombosis AND Intervention indicated (e.g., anticoagulation, lysis filter, invasive procedure) | Embolic event (e.g., pulmonary embolism, life-threatening thrombus) |
| Vasovagal episode (associated with a procedure of any kind) | Present without loss of consciousness | Present with transient loss of consciousness | NA | NA |
| Ventricular dysfunction (congestive heart failure) | NA | Asymptomatic diagnostic finding AND intervention indicated | New onset with symptoms OR Worsening symptomatic congestive heart failure | Life-threatening congestive heart failure |
| GASTROINTESTINAL | | | | |
| Anorexia | Loss of appetite without decreased oral intake | Loss of appetite associated with decreased oral intake without significant weight loss | Loss of appetite associated with significant weight loss | Life-threatening consequences OR Aggressive intervention indicated [e.g., tube feeding or total parenteral nutrition (TPN)] |
| Ascites | Asymptomatic | Symptomatic AND Intervention indicated (e.g., diuretics or therapeutic paracentesis) | Symptomatic despite intervention | Life-threatening consequences |
| Cholecystitis | NA | Symptomatic AND Medical intervention indicated | Radiologic, endoscopic, or operative intervention indicated | Life-threatening consequences (e.g., sepsis or perforation) |

Basic Self-care Functions – Adult: Activities such as bathing, dressing, toileting, transfer/movement, continence, and feeding.

Usual Social & Functional Activities – Young Children: Activities that are age and culturally appropriate (e.g., social interactions, play activities, learning tasks, etc.).

Basic Self-care Functions – Young Children: Activities that are age and culturally appropriate (e.g., feeding self with culturally appropriate eating implement).

Usual Social & Functional Activities – Adult: Adaptive tasks and desirable activities, such as going to work, shopping, cooking, use of transportation, pursuing a hobby, etc.

| CLINICAL | | | | |
|--|--|---|---|--|
| PARAMETER | GRADE 1 MILD | GRADE 2 MODERATE | GRADE 3 SEVERE | GRADE 4 POTENTIALLY LIFE-THREATENING |
| Constipation | NA | Persistent constipation requiring regular use of dietary modifications, laxatives, or enemas | Obstipation with manual evacuation indicated | Life-threatening consequences (e.g., obstruction) |
| Diarrhea | | | | |
| Adult and Pediatric ≥ 1 year | Transient or intermittent episodes of unformed stools OR Increase of ≤ 3 stools over baseline per 24-hour period | Persistent episodes of unformed to watery stools OR Increase of 4 – 6 stools over baseline per 24-hour period | Bloody diarrhea OR Increase of ≥ 7 stools per 24-hour period OR IV fluid replacement indicated | Life-threatening consequences (e.g., hypotensive shock) |
| Pediatric < 1 year | Liquid stools (more unformed than usual) but usual number of stools | Liquid stools with increased number of stools OR Mild dehydration | Liquid stools with moderate dehydration | Liquid stools resulting in severe dehydration with aggressive rehydration indicated OR Hypotensive shock |
| Dysphagia-Odynophagia | Symptomatic but able to eat usual diet | Symptoms causing altered dietary intake without medical intervention indicated | Symptoms causing severely altered dietary intake with medical intervention indicated | Life-threatening reduction in oral intake |
| Mucositis/stomatitis (clinical exam) Indicate site (e.g., larynx, oral) See Genitourinary for Vulvovaginitis See also Dysphagia-Odynophagia and Proctitis | Erythema of the mucosa | Patchy pseudomembranes or ulcerations | Confluent pseudomembranes or ulcerations OR Mucosal bleeding with minor trauma | Tissue necrosis OR Diffuse spontaneous mucosal bleeding OR Life-threatening consequences (e.g., aspiration, choking) |
| Nausea | Transient (< 24 hours) or intermittent nausea with no or minimal interference with oral intake | Persistent nausea resulting in decreased oral intake for 24 – 48 hours | Persistent nausea resulting in minimal oral intake for > 48 hours OR Aggressive rehydration indicated (e.g., IV fluids) | Life-threatening consequences (e.g., hypotensive shock) |
| Pancreatitis | NA | Symptomatic AND Hospitalization not indicated (other than emergency room visit) | Symptomatic AND Hospitalization indicated (other than emergency room visit) | Life-threatening consequences (e.g., circulatory failure, hemorrhage, sepsis) |

Basic Self-care Functions – Adult: Activities such as bathing, dressing, toileting, transfer/movement, continence, and feeding.

Usual Social & Functional Activities – Young Children: Activities that are age and culturally appropriate (e.g., social interactions, play activities, learning tasks, etc.).

Basic Self-care Functions – Young Children: Activities that are age and culturally appropriate (e.g., feeding self with culturally appropriate eating implement).

Usual Social & Functional Activities – Adult: Adaptive tasks and desirable activities, such as going to work, shopping, cooking, use of transportation, pursuing a hobby, etc.

| CLINICAL | | | | |
|---|---|---|--|---|
| PARAMETER | GRADE 1 MILD | GRADE 2 MODERATE | GRADE 3 SEVERE | GRADE 4 POTENTIALLY LIFE-THREATENING |
| Proctitis (<u>functional-symptomatic</u>) Also see Mucositis/stomatitis for clinical exam | Rectal discomfort AND No intervention indicated | Symptoms causing greater than minimal interference with usual social & functional activities OR Medical intervention indicated | Symptoms causing inability to perform usual social & functional activities OR Operative intervention indicated | Life-threatening consequences (e.g., perforation) |
| Vomiting | Transient or intermittent vomiting with no or minimal interference with oral intake | Frequent episodes of vomiting with no or mild dehydration | Persistent vomiting resulting in orthostatic hypotension OR Aggressive rehydration indicated (e.g., IV fluids) | Life-threatening consequences (e.g., hypotensive shock) |
| NEUROLOGIC | | | | |
| Alteration in personality-behavior or in mood (e.g., agitation, anxiety, depression, mania, psychosis) | Alteration causing no or minimal interference with usual social & functional activities | Alteration causing greater than minimal interference with usual social & functional activities | Alteration causing inability to perform usual social & functional activities | Behavior potentially harmful to self or others (e.g., suicidal and homicidal ideation or attempt, acute psychosis) OR Causing inability to perform basic self-care functions |
| Altered Mental Status For Dementia, see Cognitive and behavioral/attentional disturbance (including dementia and attention deficit disorder) | Changes causing no or minimal interference with usual social & functional activities | Mild lethargy or somnia causing greater than minimal interference with usual social & functional activities | Confusion, memory impairment, lethargy, or somnia causing inability to perform usual social & functional activities | Delirium OR obtundation, OR coma |
| Ataxia | Asymptomatic ataxia detectable on exam OR Minimal ataxia causing no or minimal interference with usual social & functional activities | Symptomatic ataxia causing greater than minimal interference with usual social & functional activities | Symptomatic ataxia causing inability to perform usual social & functional activities | Disabling ataxia causing inability to perform basic self-care functions |

Basic Self-care Functions – Adult: Activities such as bathing, dressing, toileting, transfer/movement, continence, and feeding.

Usual Social & Functional Activities – Young Children: Activities that are age and culturally appropriate (e.g., social interactions, play activities, learning tasks, etc.).

Basic Self-care Functions – Young Children: Activities that are age and culturally appropriate (e.g., feeding self with culturally appropriate eating implement).

Usual Social & Functional Activities – Adult: Adaptive tasks and desirable activities, such as going to work, shopping, cooking, use of transportation, pursuing a hobby, etc.

| CLINICAL | | | | |
|--|--|--|--|--|
| PARAMETER | GRADE 1 MILD | GRADE 2 MODERATE | GRADE 3 SEVERE | GRADE 4 POTENTIALLY LIFE-THREATENING |
| Cognitive and behavioral/attentional disturbance (including dementia and attention deficit disorder) | Disability causing no or minimal interference with usual social & functional activities OR Specialized resources not indicated | Disability causing greater than minimal interference with usual social & functional activities OR Specialized resources on part-time basis indicated | Disability causing inability to perform usual social & functional activities OR Specialized resources on a full-time basis indicated | Disability causing inability to perform basic self-care functions OR Institutionalization indicated |
| CNS ischemia (acute) | NA | NA | Transient ischemic attack | Cerebral vascular accident (CVA, stroke) with neurological deficit |
| Developmental delay – Pediatric ≤ 16 years | Mild developmental delay, either motor or cognitive, as determined by comparison with a developmental screening tool appropriate for the setting | Moderate developmental delay, either motor or cognitive, as determined by comparison with a developmental screening tool appropriate for the setting | Severe developmental delay, either motor or cognitive, as determined by comparison with a developmental screening tool appropriate for the setting | Developmental regression, either motor or cognitive, as determined by comparison with a developmental screening tool appropriate for the setting |
| Headache | Symptoms causing no or minimal interference with usual social & functional activities | Symptoms causing greater than minimal interference with usual social & functional activities | Symptoms causing inability to perform usual social & functional activities | Symptoms causing inability to perform basic self-care functions OR Hospitalization indicated (other than emergency room visit) OR Headache with significant impairment of alertness or other neurologic function |
| Insomnia | NA | Difficulty sleeping causing greater than minimal interference with usual social & functional activities | Difficulty sleeping causing inability to perform usual social & functional activities | Disabling insomnia causing inability to perform basic self-care functions |
| Neuromuscular weakness (including myopathy & neuropathy) | Asymptomatic with decreased strength on exam OR Minimal muscle weakness causing no or minimal interference with usual social & functional activities | Muscle weakness causing greater than minimal interference with usual social & functional activities | Muscle weakness causing inability to perform usual social & functional activities | Disabling muscle weakness causing inability to perform basic self-care functions OR Respiratory muscle weakness impairing ventilation |

Basic Self-care Functions – Adult: Activities such as bathing, dressing, toileting, transfer/movement, continence, and feeding.

Usual Social & Functional Activities – Young Children: Activities that are age and culturally appropriate (e.g., social interactions, play activities, learning tasks, etc.).

Basic Self-care Functions – Young Children: Activities that are age and culturally appropriate (e.g., feeding self with culturally appropriate eating implement).

Usual Social & Functional Activities – Adult: Adaptive tasks and desirable activities, such as going to work, shopping, cooking, use of transportation, pursuing a hobby, etc.

| CLINICAL | | | | |
|---|--|---|--|--|
| PARAMETER | GRADE 1 MILD | GRADE 2 MODERATE | GRADE 3 SEVERE | GRADE 4 POTENTIALLY LIFE-THREATENING |
| Neurosensory alteration (including paresthesia and painful neuropathy) | Asymptomatic with sensory alteration on exam or minimal paresthesia causing no or minimal interference with usual social & functional activities | Sensory alteration or paresthesia causing greater than minimal interference with usual social & functional activities | Sensory alteration or paresthesia causing inability to perform usual social & functional activities | Disabling sensory alteration or paresthesia causing inability to perform basic self-care functions |
| Seizure: (<u>new onset</u>) – Adult ≥ 18 years See also Seizure: (known pre-existing seizure disorder) | NA | 1 seizure | 2 – 4 seizures | Seizures of any kind which are prolonged, repetitive (e.g., status epilepticus), or difficult to control (e.g., refractory epilepsy) |
| Seizure: (<u>known pre-existing seizure disorder</u>) – Adult ≥ 18 years For worsening of existing epilepsy the grades should be based on an increase from previous level of control to any of these levels. | NA | Increased frequency of pre-existing seizures (non-repetitive) without change in seizure character OR Infrequent breakthrough seizures while on stable medication in a previously controlled seizure disorder | Change in seizure character from baseline either in duration or quality (e.g., severity or focality) | Seizures of any kind which are prolonged, repetitive (e.g., status epilepticus), or difficult to control (e.g., refractory epilepsy) |
| Seizure – Pediatric < 18 years | Seizure, generalized onset with or without secondary generalization, lasting < 5 minutes with < 24 hours post ictal state | Seizure, generalized onset with or without secondary generalization, lasting 5 – 20 minutes with < 24 hours post ictal state | Seizure, generalized onset with or without secondary generalization, lasting > 20 minutes | Seizure, generalized onset with or without secondary generalization, requiring intubation and sedation |
| Syncope (not associated with a procedure) | NA | Present | NA | NA |
| Vertigo | Vertigo causing no or minimal interference with usual social & functional activities | Vertigo causing greater than minimal interference with usual social & functional activities | Vertigo causing inability to perform usual social & functional activities | Disabling vertigo causing inability to perform basic self-care functions |

Basic Self-care Functions – Adult: Activities such as bathing, dressing, toileting, transfer/movement, continence, and feeding.

Usual Social & Functional Activities – Young Children: Activities that are age and culturally appropriate (e.g., social interactions, play activities, learning tasks, etc.).

Basic Self-care Functions – Young Children: Activities that are age and culturally appropriate (e.g., feeding self with culturally appropriate eating implement).

Usual Social & Functional Activities – Adult: Adaptive tasks and desirable activities, such as going to work, shopping, cooking, use of transportation, pursuing a hobby, etc.

| CLINICAL | | | | |
|----------------------------------|--|---|---|--|
| PARAMETER | GRADE 1 MILD | GRADE 2 MODERATE | GRADE 3 SEVERE | GRADE 4 POTENTIALLY LIFE-THREATENING |
| RESPIRATORY | | | | |
| Bronchospasm (acute) | FEV1 or peak flow reduced to 70 – 80% | FEV1 or peak flow 50 – 69% | FEV1 or peak flow 25 – 49% | Cyanosis OR FEV1 or peak flow < 25% OR Intubation |
| Dyspnea or respiratory distress | | | | |
| Adult ≥ 14 years | Dyspnea on exertion with no or minimal interference with usual social & functional activities | Dyspnea on exertion causing greater than minimal interference with usual social & functional activities | Dyspnea at rest causing inability to perform usual social & functional activities | Respiratory failure with ventilatory support indicated |
| Pediatric < 14 years | Wheezing OR minimal increase in respiratory rate for age | Nasal flaring OR Intercostal retractions OR Pulse oximetry 90 – 95% | Dyspnea at rest causing inability to perform usual social & functional activities OR Pulse oximetry < 90% | Respiratory failure with ventilatory support indicated |
| MUSCULOSKELETAL | | | | |
| Arthralgia See also Arthritis | Joint pain causing no or minimal interference with usual social & functional activities | Joint pain causing greater than minimal interference with usual social & functional activities | Joint pain causing inability to perform usual social & functional activities | Disabling joint pain causing inability to perform basic self-care functions |
| Arthritis See also Arthralgia | Stiffness or joint swelling causing no or minimal interference with usual social & functional activities | Stiffness or joint swelling causing greater than minimal interference with usual social & functional activities | Stiffness or joint swelling causing inability to perform usual social & functional activities | Disabling joint stiffness or swelling causing inability to perform basic self-care functions |
| Bone Mineral Loss | | | | |
| Adult ≥ 21 years | BMD t-score -2.5 to -1.0 | BMD t-score < -2.5 | Pathological fracture (including loss of vertebral height) | Pathologic fracture causing life-threatening consequences |
| Pediatric < 21 years | BMD z-score -2.5 to -1.0 | BMD z-score < -2.5 | Pathological fracture (including loss of vertebral height) | Pathologic fracture causing life-threatening consequences |
| Myalgia (non-injection site) | Muscle pain causing no or minimal interference with usual social & functional activities | Muscle pain causing greater than minimal interference with usual social & functional activities | Muscle pain causing inability to perform usual social & functional activities | Disabling muscle pain causing inability to perform basic self-care functions |

Basic Self-care Functions – Adult: Activities such as bathing, dressing, toileting, transfer/movement, continence, and feeding.

Usual Social & Functional Activities – Young Children: Activities that are age and culturally appropriate (e.g., social interactions, play activities, learning tasks, etc.).

Basic Self-care Functions – Young Children: Activities that are age and culturally appropriate (e.g., feeding self with culturally appropriate eating implement).

Usual Social & Functional Activities – Adult: Adaptive tasks and desirable activities, such as going to work, shopping, cooking, use of transportation, pursuing a hobby, etc.

| CLINICAL | | | | |
|--|---|---|--|---|
| PARAMETER | GRADE 1 MILD | GRADE 2 MODERATE | GRADE 3 SEVERE | GRADE 4 POTENTIALLY LIFE-THREATENING |
| Osteonecrosis | NA | Asymptomatic with radiographic findings AND No operative intervention indicated | Symptomatic bone pain with radiographic findings OR Operative intervention indicated | Disabling bone pain with radiographic findings causing inability to perform basic self-care functions |
| GENITOURINARY | | | | |
| Cervicitis (<u>symptoms</u>) (For use in studies evaluating topical study agents) For other cervicitis see Infection: Infection (any other than HIV infection) | Symptoms causing no or minimal interference with usual social & functional activities | Symptoms causing greater than minimal interference with usual social & functional activities | Symptoms causing inability to perform usual social & functional activities | Symptoms causing inability to perform basic self-care functions |
| Cervicitis (<u>clinical exam</u>) (For use in studies evaluating topical study agents) For other cervicitis see Infection: Infection (any other than HIV infection) | Minimal cervical abnormalities on examination (erythema, mucopurulent discharge, or friability) OR Epithelial disruption < 25% of total surface | Moderate cervical abnormalities on examination (erythema, mucopurulent discharge, or friability) OR Epithelial disruption of 25 – 49% total surface | Severe cervical abnormalities on examination (erythema, mucopurulent discharge, or friability) OR Epithelial disruption 50 – 75% total surface | Epithelial disruption > 75% total surface |
| Inter-menstrual bleeding (IMB) | Spotting observed by participant OR Minimal blood observed during clinical or colposcopic examination | Inter-menstrual bleeding not greater in duration or amount than usual menstrual cycle | Inter-menstrual bleeding greater in duration or amount than usual menstrual cycle | Hemorrhage with life-threatening hypotension OR Operative intervention indicated |
| Urinary tract obstruction (e.g., stone) | NA | Signs or symptoms of urinary tract obstruction without hydronephrosis or renal dysfunction | Signs or symptoms of urinary tract obstruction with hydronephrosis or renal dysfunction | Obstruction causing life-threatening consequences |

Basic Self-care Functions – Adult: Activities such as bathing, dressing, toileting, transfer/movement, continence, and feeding.

Usual Social & Functional Activities – Young Children: Activities that are age and culturally appropriate (e.g., social interactions, play activities, learning tasks, etc.).

Basic Self-care Functions – Young Children: Activities that are age and culturally appropriate (e.g., feeding self with culturally appropriate eating implement).

Usual Social & Functional Activities – Adult: Adaptive tasks and desirable activities, such as going to work, shopping, cooking, use of transportation, pursuing a hobby, etc.

| CLINICAL | | | | |
|--|--|--|---|---|
| PARAMETER | GRADE 1 MILD | GRADE 2 MODERATE | GRADE 3 SEVERE | GRADE 4 POTENTIALLY LIFE-THREATENING |
| Vulvovaginitis (<u>symptoms</u>) (Use in studies evaluating topical study agents) For other vulvovaginitis see Infection: Infection (any other than HIV infection) | Symptoms causing no or minimal interference with usual social & functional activities | Symptoms causing greater than minimal interference with usual social & functional activities | Symptoms causing inability to perform usual social & functional activities | Symptoms causing inability to perform basic self-care functions |
| Vulvovaginitis (<u>clinical exam</u>) (Use in studies evaluating topical study agents) For other vulvovaginitis see Infection: Infection (any other than HIV infection) | Minimal vaginal abnormalities on examination OR Epithelial disruption < 25% of total surface | Moderate vaginal abnormalities on examination OR Epithelial disruption of 25 - 49% total surface | Severe vaginal abnormalities on examination OR Epithelial disruption 50 - 75% total surface | Vaginal perforation OR Epithelial disruption > 75% total surface |
| OCULAR/VISUAL | | | | |
| Uveitis | Asymptomatic but detectable on exam | Symptomatic anterior uveitis OR Medical intervention indicated | Posterior or pan-uveitis OR Operative intervention indicated | Disabling visual loss in affected eye(s) |
| Visual changes (from baseline) | Visual changes causing no or minimal interference with usual social & functional activities | Visual changes causing greater than minimal interference with usual social & functional activities | Visual changes causing inability to perform usual social & functional activities | Disabling visual loss in affected eye(s) |
| ENDOCRINE/METABOLIC | | | | |
| Abnormal fat accumulation (e.g., back of neck, breasts, abdomen) | Detectable by study participant (or by caregiver for young children and disabled adults) | Detectable on physical exam by health care provider | Disfiguring OR Obvious changes on casual visual inspection | NA |
| Diabetes mellitus | NA | New onset without need to initiate medication OR Modification of current medications to regain glucose control | New onset with initiation of medication indicated OR Diabetes uncontrolled despite treatment modification | Life-threatening consequences (e.g., ketoacidosis, hyperosmolar non-ketotic coma) |

Basic Self-care Functions – Adult: Activities such as bathing, dressing, toileting, transfer/movement, continence, and feeding.

Usual Social & Functional Activities – Young Children: Activities that are age and culturally appropriate (e.g., social interactions, play activities, learning tasks, etc.).

Basic Self-care Functions – Young Children: Activities that are age and culturally appropriate (e.g., feeding self with culturally appropriate eating implement).

Usual Social & Functional Activities – Adult: Adaptive tasks and desirable activities, such as going to work, shopping, cooking, use of transportation, pursuing a hobby, etc.

| CLINICAL | | | | |
|---|--|--|---|---|
| PARAMETER | GRADE 1 MILD | GRADE 2 MODERATE | GRADE 3 SEVERE | GRADE 4 POTENTIALLY LIFE-THREATENING |
| Gynecomastia | Detectable by study participant or caregiver (for young children and disabled adults) | Detectable on physical exam by health care provider | Disfiguring OR Obvious on casual visual inspection | NA |
| Hyperthyroidism | Asymptomatic | Symptomatic causing greater than minimal interference with usual social & functional activities OR Thyroid suppression therapy indicated | Symptoms causing inability to perform usual social & functional activities OR Uncontrolled despite treatment modification | Life-threatening consequences (e.g., thyroid storm) |
| Hypothyroidism | Asymptomatic | Symptomatic causing greater than minimal interference with usual social & functional activities OR Thyroid replacement therapy indicated | Symptoms causing inability to perform usual social & functional activities OR Uncontrolled despite treatment modification | Life-threatening consequences (e.g., myxedema coma) |
| Lipoatrophy (e.g., fat loss from the face, extremities, buttocks) | Detectable by study participant (or by caregiver for young children and disabled adults) | Detectable on physical exam by health care provider | Disfiguring OR Obvious on casual visual inspection | NA |

Basic Self-care Functions – Adult: Activities such as bathing, dressing, toileting, transfer/movement, continence, and feeding.

Usual Social & Functional Activities – Young Children: Activities that are age and culturally appropriate (e.g., social interactions, play activities, learning tasks, etc.).

Basic Self-care Functions – Young Children: Activities that are age and culturally appropriate (e.g., feeding self with culturally appropriate eating implement).

Usual Social & Functional Activities – Adult: Adaptive tasks and desirable activities, such as going to work, shopping, cooking, use of transportation, pursuing a hobby, etc.

| LABORATORY | | | | |
|---|--|--|---|--|
| PARAMETER | GRADE 1 MILD | GRADE 2 MODERATE | GRADE 3 SEVERE | GRADE 4 POTENTIALLY LIFE-THREATENING |
| HEMATOLOGY <i>Standard International Units are listed in italics</i> | | | | |
| Absolute CD4+ count – Adult and Pediatric > 13 years (HIV <u>NEGATIVE</u> ONLY) | 300 – 400/mm ³ <i>300 – 400/μL</i> | 200 – 299/mm ³ <i>200 – 299/μL</i> | 100 – 199/mm ³ <i>100 – 199/μL</i> | < 100/mm ³ < 100/μL |
| Absolute lymphocyte count – Adult and Pediatric > 13 years (HIV <u>NEGATIVE</u> ONLY) | 600 – 650/mm ³ <i>0.600 x 10⁹ – 0.650 x 10⁹/L</i> | 500 – 599/mm ³ <i>0.500 x 10⁹ – 0.599 x 10⁹/L</i> | 350 – 499/mm ³ <i>0.350 x 10⁹ – 0.499 x 10⁹/L</i> | < 350/mm ³ < 0.350 x 10 ⁹ /L |
| Absolute neutrophil count (ANC) | | | | |
| Adult and Pediatric, > 7 days | 1,000 – 1,300/mm ³ <i>1.000 x 10⁹ – 1.300 x 10⁹/L</i> | 750 – 999/mm ³ <i>0.750 x 10⁹ – 0.999 x 10⁹/L</i> | 500 – 749/mm ³ <i>0.500 x 10⁹ – 0.749 x 10⁹/L</i> | < 500/mm ³ < 0.500 x 10 ⁹ /L |
| Infant*†, 2 – ≤ 7 days | 1,250 – 1,500/mm ³ <i>1.250 x 10⁹ – 1.500 x 10⁹/L</i> | 1,000 – 1,249/mm ³ <i>1.000 x 10⁹ – 1.249 x 10⁹/L</i> | 750 – 999/mm ³ <i>0.750 x 10⁹ – 0.999 x 10⁹/L</i> | < 750/mm ³ < 0.750 x 10 ⁹ /L |
| Infant*†, 1 day | 4,000 – 5,000/mm ³ <i>4.000 x 10⁹ – 5.000 x 10⁹/L</i> | 3,000 – 3,999/mm ³ <i>3.000 x 10⁹ – 3.999 x 10⁹/L</i> | 1,500 – 2,999/mm ³ <i>1.500 x 10⁹ – 2.999 x 10⁹/L</i> | < 1,500/mm ³ < 1.500 x 10 ⁹ /L |
| Fibrinogen, decreased | 100 – 200 mg/dL <i>1.00 – 2.00 g/L</i> OR 0.75 – 0.99 x LLN | 75 – 99 mg/dL <i>0.75 – 0.99 g/L</i> OR 0.50 – 0.74 x LLN | 50 – 74 mg/dL <i>0.50 – 0.74 g/L</i> OR 0.25 – 0.49 x LLN | < 50 mg/dL < 0.50 g/L OR < 0.25 x LLN OR Associated with gross bleeding |
| Hemoglobin (Hgb) | | | | |
| Adult and Pediatric ≥ 57 days (HIV <u>POSITIVE</u> ONLY) | 8.5 – 10.0 g/dL <i>1.32 – 1.55 mmol/L</i> | 7.5 – 8.4 g/dL <i>1.16 – 1.31 mmol/L</i> | 6.50 – 7.4 g/dL <i>1.01 – 1.15 mmol/L</i> | < 6.5 g/dL < 1.01 mmol/L |
| Adult and Pediatric ≥ 57 days (HIV <u>NEGATIVE</u> ONLY) | 10.0 – 10.9 g/dL <i>1.55 – 1.69 mmol/L</i> OR Any decrease 2.5 – 3.4 g/dL <i>0.39 – 0.53 mmol/L</i> | 9.0 – 9.9 g/dL <i>1.40 – 1.54 mmol/L</i> OR Any decrease 3.5 – 4.4 g/dL <i>0.54 – 0.68 mmol/L</i> | 7.0 – 8.9 g/dL <i>1.09 – 1.39 mmol/L</i> OR Any decrease ≥ 4.5 g/dL <i>≥ 0.69 mmol/L</i> | < 7.0 g/dL < 1.09 mmol/L |

Basic Self-care Functions – Adult: Activities such as bathing, dressing, toileting, transfer/movement, continence, and feeding.

Usual Social & Functional Activities – Young Children: Activities that are age and culturally appropriate (e.g., social interactions, play activities, learning tasks, etc.).

Basic Self-care Functions – Young Children: Activities that are age and culturally appropriate (e.g., feeding self with culturally appropriate eating implement).

Usual Social & Functional Activities – Adult: Adaptive tasks and desirable activities, such as going to work, shopping, cooking, use of transportation, pursuing a hobby, etc.

| LABORATORY | | | | |
|---|--|--|--|---|
| PARAMETER | GRADE 1 MILD | GRADE 2 MODERATE | GRADE 3 SEVERE | GRADE 4 POTENTIALLY LIFE-THREATENING |
| Infant*†, 36 – 56 days (HIV POSITIVE OR NEGATIVE) | 8.5 – 9.4 g/dL <i>1.32 – 1.46 mmol/L</i> | 7.0 – 8.4 g/dL <i>1.09 – 1.31 mmol/L</i> | 6.0 – 6.9 g/dL <i>0.93 – 1.08 mmol/L</i> | < 6.00 g/dL < 0.93 mmol/L |
| Infant*†, 22 – 35 days (HIV POSITIVE OR NEGATIVE) | 9.5 – 10.5 g/dL <i>1.47 – 1.63 mmol/L</i> | 8.0 – 9.4 g/dL <i>1.24 – 1.46 mmol/L</i> | 7.0 – 7.9 g/dL <i>1.09 – 1.23 mmol/L</i> | < 7.00 g/dL < 1.09 mmol/L |
| Infant*†, 1 – 21 days (HIV POSITIVE OR NEGATIVE) | 12.0 – 13.0 g/dL <i>1.86 – 2.02 mmol/L</i> | 10.0 – 11.9 g/dL <i>1.55 – 1.85 mmol/L</i> | 9.0 – 9.9 g/dL <i>1.40 – 1.54 mmol/L</i> | < 9.0 g/dL < 1.40 mmol/L |
| International Normalized Ratio of prothrombin time (INR) | 1.1 – 1.5 x ULN | 1.6 – 2.0 x ULN | 2.1 – 3.0 x ULN | > 3.0 x ULN |
| Methemoglobin | 5.0 – 10.0% | 10.1 – 15.0% | 15.1 – 20.0% | > 20.0% |
| Prothrombin Time (PT) | 1.1 – 1.25 x ULN | 1.26 – 1.50 x ULN | 1.51 – 3.00 x ULN | > 3.00 x ULN |
| Partial Thromboplastin Time (PTT) | 1.1 – 1.66 x ULN | 1.67 – 2.33 x ULN | 2.34 – 3.00 x ULN | > 3.00 x ULN |
| Platelets, decreased | 100,000 – 124,999/mm ³ <i>100.000 x 10⁹ – 124.999 x 10⁹/L</i> | 50,000 – 99,999/mm ³ <i>50.000 x 10⁹ – 99.999 x 10⁹/L</i> | 25,000 – 49,999/mm ³ <i>25.000 x 10⁹ – 49.999 x 10⁹/L</i> | < 25,000/mm ³ < 25.000 x 10 ⁹ /L |
| WBC, decreased | 2,000 – 2,500/mm ³ <i>2.000 x 10⁹ – 2.500 x 10⁹/L</i> | 1,500 – 1,999/mm ³ <i>1.500 x 10⁹ – 1.999 x 10⁹/L</i> | 1,000 – 1,499/mm ³ <i>1.000 x 10⁹ – 1.499 x 10⁹/L</i> | < 1,000/mm ³ < 1.000 x 10 ⁹ /L |
| CHEMISTRIES <i>Standard International Units are listed in italics</i> | | | | |
| Acidosis | NA | pH < normal, but ≥ 7.3 | pH < 7.3 without life- threatening consequences | pH < 7.3 with life- threatening consequences |
| Albumin, serum, low | 3.0 g/dL – < LLN <i>30 g/L – < LLN</i> | 2.0 – 2.9 g/dL <i>20 – 29 g/L</i> | < 2.0 g/dL <i>< 20 g/L</i> | NA |
| Alkaline Phosphatase | 1.25 – 2.5 x ULN [†] | 2.6 – 5.0 x ULN [†] | 5.1 – 10.0 x ULN [†] | > 10.0 x ULN [†] |
| Alkalosis | NA | pH > normal, but ≤ 7.5 | pH > 7.5 without life- threatening consequences | pH > 7.5 with life- threatening consequences |
| ALT (SGPT) | 1.25 – 2.5 x ULN | 2.6 – 5.0 x ULN | 5.1 – 10.0 x ULN | > 10.0 x ULN |
| AST (SGOT) | 1.25 – 2.5 x ULN | 2.6 – 5.0 x ULN | 5.1 – 10.0 x ULN | > 10.0 x ULN |

Basic Self-care Functions – Adult: Activities such as bathing, dressing, toileting, transfer/movement, continence, and feeding.

Usual Social & Functional Activities – Young Children: Activities that are age and culturally appropriate (e.g., social interactions, play activities, learning tasks, etc.).

Basic Self-care Functions – Young Children: Activities that are age and culturally appropriate (e.g., feeding self with culturally appropriate eating implement).

Usual Social & Functional Activities – Adult: Adaptive tasks and desirable activities, such as going to work, shopping, cooking, use of transportation, pursuing a hobby, etc.

| LABORATORY | | | | |
|---|---|---|--|--|
| PARAMETER | GRADE 1 MILD | GRADE 2 MODERATE | GRADE 3 SEVERE | GRADE 4 POTENTIALLY LIFE-THREATENING |
| Bicarbonate, serum, low | 16.0 mEq/L – < LLN 16.0 mmol/L – < LLN | 11.0 – 15.9 mEq/L 11.0 – 15.9 mmol/L | 8.0 – 10.9 mEq/L 8.0 – 10.9 mmol/L | < 8.0 mEq/L < 8.0 mmol/L |
| Bilirubin (Total) | | | | |
| Adult and Pediatric > 14 days | 1.1 – 1.5 x ULN | 1.6 – 2.5 x ULN | 2.6 – 5.0 x ULN | > 5.0 x ULN |
| Infant*†, ≤ 14 days (non-hemolytic) | NA | 20.0 – 25.0 mg/dL 342 – 428 μmol/L | 25.1 – 30.0 mg/dL 429 – 513 μmol/L | > 30.0 mg/dL > 513.0 μmol/L |
| Infant*†, ≤ 14 days (hemolytic) | NA | NA | 20.0 – 25.0 mg/dL 342 – 428 μmol/L | > 25.0 mg/dL > 428 μmol/L |
| Calcium, serum, high (corrected for albumin) | | | | |
| Adult and Pediatric ≥ 7 days | 10.6 – 11.5 mg/dL 2.65 – 2.88 mmol/L | 11.6 – 12.5 mg/dL 2.89 – 3.13 mmol/L | 12.6 – 13.5 mg/dL 3.14 – 3.38 mmol/L | > 13.5 mg/dL > 3.38 mmol/L |
| Infant*†, < 7 days | 11.5 – 12.4 mg/dL 2.88 – 3.10 mmol/L | 12.5 – 12.9 mg/dL 3.11 – 3.23 mmol/L | 13.0 – 13.5 mg/dL 3.245 – 3.38 mmol/L | > 13.5 mg/dL > 3.38 mmol/L |
| Calcium, serum, low (corrected for albumin) | | | | |
| Adult and Pediatric ≥ 7 days | 7.8 – 8.4 mg/dL 1.95 – 2.10 mmol/L | 7.0 – 7.7 mg/dL 1.75 – 1.94 mmol/L | 6.1 – 6.9 mg/dL 1.53 – 1.74 mmol/L | < 6.1 mg/dL < 1.53 mmol/L |
| Infant*†, < 7 days | 6.5 – 7.5 mg/dL 1.63 – 1.88 mmol/L | 6.0 – 6.4 mg/dL 1.50 – 1.62 mmol/L | 5.50 – 5.90 mg/dL 1.38 – 1.51 mmol/L | < 5.50 mg/dL < 1.38 mmol/L |
| Cardiac troponin I (cTnI) | NA | NA | NA | Levels consistent with myocardial infarction or unstable angina as defined by the manufacturer |
| Cardiac troponin T (cTnT) | NA | NA | NA | ≥ 0.20 ng/mL OR Levels consistent with myocardial infarction or unstable angina as defined by the manufacturer |
| Cholesterol (fasting) | | | | |
| Adult ≥ 18 years | 200 – 239 mg/dL 5.18 – 6.19 mmol/L | 240 – 300 mg/dL 6.20 – 7.77 mmol/L | > 300 mg/dL > 7.77 mmol/L | NA |
| Pediatric < 18 years | 170 – 199 mg/dL 4.40 – 5.15 mmol/L | 200 – 300 mg/dL 5.16 – 7.77 mmol/L | > 300 mg/dL > 7.77 mmol/L | NA |

Basic Self-care Functions – Adult: Activities such as bathing, dressing, toileting, transfer/movement, continence, and feeding.

Usual Social & Functional Activities – Young Children: Activities that are age and culturally appropriate (e.g., social interactions, play activities, learning tasks, etc.).

Basic Self-care Functions – Young Children: Activities that are age and culturally appropriate (e.g., feeding self with culturally appropriate eating implement).

Usual Social & Functional Activities – Adult: Adaptive tasks and desirable activities, such as going to work, shopping, cooking, use of transportation, pursuing a hobby, etc.

LABORATORY

| PARAMETER | GRADE 1 MILD | GRADE 2 MODERATE | GRADE 3 SEVERE | GRADE 4 POTENTIALLY LIFE-THREATENING |
|--|--|--|---|--|
| Creatine Kinase | 3.0 – 5.9 x ULN [†] | 6.0 – 9.9 x ULN [†] | 10.0 – 19.9 x ULN [†] | ≥ 20.0 x ULN [†] |
| Creatinine | 1.1 – 1.3 x ULN [†] | 1.4 – 1.8 x ULN [†] | 1.9 – 3.4 x ULN [†] | ≥ 3.5 x ULN [†] |
| Glucose, serum, high | | | | |
| Nonfasting | 116 – 160 mg/dL 6.44 – 8.88 mmol/L | 161 – 250 mg/dL 8.89 – 13.88 mmol/L | 251 – 500 mg/dL 13.89 – 27.75 mmol/L | > 500 mg/dL > 27.75 mmol/L |
| Fasting | 110 – 125 mg/dL 6.11 – 6.94 mmol/L | 126 – 250 mg/dL 6.95 – 13.88 mmol/L | 251 – 500 mg/dL 13.89 – 27.75 mmol/L | > 500 mg/dL > 27.75 mmol/L |
| Glucose, serum, low | | | | |
| Adult and Pediatric ≥ 1 month | 55 – 64 mg/dL 3.05 – 3.55 mmol/L | 40 – 54 mg/dL 2.22 – 3.06 mmol/L | 30 – 39 mg/dL 1.67 – 2.23 mmol/L | < 30 mg/dL < 1.67 mmol/L |
| Infant*[†], < 1 month | 50 – 54 mg/dL 2.78 – 3.00 mmol/L | 40 – 49 mg/dL 2.22 – 2.77 mmol/L | 30 – 39 mg/dL 1.67 – 2.21 mmol/L | < 30 mg/dL < 1.67 mmol/L |
| Lactate | < 2.0 x ULN without acidosis | ≥ 2.0 x ULN without acidosis | Increased lactate with pH < 7.3 without life-threatening consequences | Increased lactate with pH < 7.3 with life-threatening consequences |
| LDL cholesterol (fasting) | | | | |
| Adult ≥ 18 years | 130 – 159 mg/dL 3.37 – 4.12 mmol/L | 160 – 190 mg/dL 4.13 – 4.90 mmol/L | ≥ 190 mg/dL ≥ 4.91 mmol/L | NA |
| Pediatric > 2 - < 18 years | 110 – 129 mg/dL 2.85 – 3.34 mmol/L | 130 – 189 mg/dL 3.35 – 4.90 mmol/L | ≥ 190 mg/dL ≥ 4.91 mmol/L | NA |
| Lipase | 1.1 – 1.5 x ULN | 1.6 – 3.0 x ULN | 3.1 – 5.0 x ULN | > 5.0 x ULN |
| Magnesium, serum, low | 1.2 – 1.4 mEq/L 0.60 – 0.70 mmol/L | 0.9 – 1.1 mEq/L 0.45 – 0.59 mmol/L | 0.6 – 0.8 mEq/L 0.30 – 0.44 mmol/L | < 0.60 mEq/L < 0.30 mmol/L |
| Pancreatic amylase | 1.1 – 1.5 x ULN | 1.6 – 2.0 x ULN | 2.1 – 5.0 x ULN | > 5.0 x ULN |
| Phosphate, serum, low | | | | |
| Adult and Pediatric > 14 years | 2.5 mg/dL – < LLN 0.81 mmol/L – < LLN | 2.0 – 2.4 mg/dL 0.65 – 0.80 mmol/L | 1.0 – 1.9 mg/dL 0.32 – 0.64 mmol/L | < 1.00 mg/dL < 0.32 mmol/L |
| Pediatric 1 year – 14 years | 3.0 – 3.5 mg/dL 0.97 – 1.13 mmol/L | 2.5 – 2.9 mg/dL 0.81 – 0.96 mmol/L | 1.5 – 2.4 mg/dL 0.48 – 0.80 mmol/L | < 1.50 mg/dL < 0.48 mmol/L |
| Pediatric < 1 year | 3.5 – 4.5 mg/dL 1.13 – 1.45 mmol/L | 2.5 – 3.4 mg/dL 0.81 – 1.12 mmol/L | 1.5 – 2.4 mg/dL 0.48 – 0.80 mmol/L | < 1.50 mg/dL < 0.48 mmol/L |

Basic Self-care Functions – Adult: Activities such as bathing, dressing, toileting, transfer/movement, continence, and feeding.

Usual Social & Functional Activities – Young Children: Activities that are age and culturally appropriate (e.g., social interactions, play activities, learning tasks, etc.).

Basic Self-care Functions – Young Children: Activities that are age and culturally appropriate (e.g., feeding self with culturally appropriate eating implement).

Usual Social & Functional Activities – Adult: Adaptive tasks and desirable activities, such as going to work, shopping, cooking, use of transportation, pursuing a hobby, etc.

| LABORATORY | | | | |
|--|---|---|---|---|
| PARAMETER | GRADE 1 MILD | GRADE 2 MODERATE | GRADE 3 SEVERE | GRADE 4 POTENTIALLY LIFE-THREATENING |
| Potassium, serum, high | 5.6 – 6.0 mEq/L <i>5.6 – 6.0 mmol/L</i> | 6.1 – 6.5 mEq/L <i>6.1 – 6.5 mmol/L</i> | 6.6 – 7.0 mEq/L <i>6.6 – 7.0 mmol/L</i> | > 7.0 mEq/L > 7.0 mmol/L |
| Potassium, serum, low | 3.0 – 3.4 mEq/L <i>3.0 – 3.4 mmol/L</i> | 2.5 – 2.9 mEq/L <i>2.5 – 2.9 mmol/L</i> | 2.0 – 2.4 mEq/L <i>2.0 – 2.4 mmol/L</i> | < 2.0 mEq/L < 2.0 mmol/L |
| Sodium, serum, high | 146 – 150 mEq/L <i>146 – 150 mmol/L</i> | 151 – 154 mEq/L <i>151 – 154 mmol/L</i> | 155 – 159 mEq/L <i>155 – 159 mmol/L</i> | ≥ 160 mEq/L ≥ 160 mmol/L |
| Sodium, serum, low | 130 – 135 mEq/L <i>130 – 135 mmol/L</i> | 125 – 129 mEq/L <i>125 – 129 mmol/L</i> | 121 – 124 mEq/L <i>121 – 124 mmol/L</i> | ≤ 120 mEq/L ≤ 120 mmol/L |
| Triglycerides (fasting) | NA | 500 – 750 mg/dL <i>5.65 – 8.48 mmol/L</i> | 751 – 1,200 mg/dL <i>8.49 – 13.56 mmol/L</i> | > 1,200 mg/dL > 13.56 mmol/L |
| Uric acid | 7.5 – 10.0 mg/dL <i>0.45 – 0.59 mmol/L</i> | 10.1 – 12.0 mg/dL <i>0.60 – 0.71 mmol/L</i> | 12.1 – 15.0 mg/dL <i>0.72 – 0.89 mmol/L</i> | > 15.0 mg/dL > 0.89 mmol/L |
| URINALYSIS <i>Standard International Units are listed in italics</i> | | | | |
| Hematuria (microscopic) | 6 – 10 RBC/HPF | > 10 RBC/HPF | Gross, with or without clots OR with RBC casts | Transfusion indicated |
| Proteinuria, random collection | 1 + | 2 – 3 + | 4 + | NA |
| Proteinuria, 24 hour collection | | | | |
| Adult and Pediatric ≥ 10 years | 200 – 999 mg/24 h <i>0.200 – 0.999 g/d</i> | 1,000 – 1,999 mg/24 h <i>1.000 – 1.999 g/d</i> | 2,000 – 3,500 mg/24 h <i>2.000 – 3.500 g/d</i> | > 3,500 mg/24 h > 3.500 g/d |
| Pediatric > 3 mo - < 10 years | 201 – 499 mg/m ² /24 h <i>0.201 – 0.499 g/d</i> | 500 – 799 mg/m ² /24 h <i>0.500 – 0.799 g/d</i> | 800 – 1,000 mg/m ² /24 h <i>0.800 – 1.000 g/d</i> | > 1,000 mg/ m ² /24 h > 1.000 g/d |

Basic Self-care Functions – Adult: Activities such as bathing, dressing, toileting, transfer/movement, continence, and feeding.

Usual Social & Functional Activities – Young Children: Activities that are age and culturally appropriate (e.g., social interactions, play activities, learning tasks, etc.).

Basic Self-care Functions – Young Children: Activities that are age and culturally appropriate (e.g., feeding self with culturally appropriate eating implement).

Usual Social & Functional Activities – Adult: Adaptive tasks and desirable activities, such as going to work, shopping, cooking, use of transportation, pursuing a hobby, etc.

**APPENDIX V: MANUAL FOR EXPEDITED REPORTING OF ADVERSE
EVENTS TO DAIDS**

May 6, 2004

Table of Contents

1.0 PURPOSE OF MANUAL

1.1 Purpose

1.2 Scope.

1.3 Introduction

2.0 DESCRIBING AN ADVERSE EVENT BY SERIOUSNESS, SEVERITY,
RELATIONSHIP TO STUDY AGENT, AND EXPECTEDNESS

2.1 Seriousness

2.2 Severity (Intensity)

2.3 Seriousness vs. Severity (Intensity) of Adverse Events and Reporting Criteria

2.4 Relationship to Study Agent

2.5 Expectedness (Expected vs. Unexpected)

3.0 ADVERSE EVENTS REQUIRING EXPEDITED REPORTING AND THE
STUDY/TRIAL REPORTING PERIOD

3.1 Levels of Adverse Event Reporting

3.2 Additional Protocol-Required Expedited Reporting Requirements

3.3 Additional Adverse Events That Should Be Reported for Any Study/Trial
Requiring Expedited Reporting to DAIDS

3.4 Protocol-Defined Expedited Adverse Event Reporting Period

4.0 METHOD AND TIMEFRAME FOR EXPEDITED REPORTING OF
INDIVIDUAL ADVERSE EVENTS

5.0 ADDITIONAL EXPEDITED REPORTING REQUIREMENTS

5.1 Follow-up Reporting of Adverse Events

5.2 Reporting Recurrent Adverse Events

5.3 Reporting Change in Severity of Adverse Events

5.4 Study Physician Assessment and Signature

6.0 APPENDICES

6.1 Appendix A: Definition of Terms

6.2 Appendix B: Contact Information for DAIDS Safety Office

6.3 Appendix C: Summary Chart for Expedited Reporting of Adverse Events to
DAIDS for Protocol-Specified Study Agents

1.0 PURPOSE OF MANUAL

1.1 Purpose

The purpose of this Manual is to describe the criteria and method for expedited reporting of certain serious and other reportable adverse events to the Division of AIDS (DAIDS), National Institute of Allergy and Infectious Diseases (NIAID), through the DAIDS Safety Office.

1.2 Scope

This Manual applies only to those clinical studies/trials requiring expedited reporting of adverse events to the DAIDS Safety Office as stated in the protocol. This Manual applies to all study agents specified in the protocol as requiring expedited reporting to DAIDS. Although not covered under this Manual, note that DAIDS may require MedWatch reporting (using e.g., Form FDA 3500A or CIOMS I Form) to the Food and Drug Administration (FDA) and/or DAIDS for some studies. MedWatch reporting may only be applied to studies/trials of US FDA-approved study agents. Any requirements for MedWatch reporting will be identified in the study/trial protocol.

1.3 Introduction

For adverse events requiring expedited reporting to DAIDS, sites must follow the general reporting requirements and procedures described in this Manual. In order to fully define the expedited adverse event reporting requirements that apply to an individual study/trial, the protocol will specify:

- One of three Levels of Adverse Event Reporting (Section 3.1) and any other adverse events to be reported on an expedited basis (Section 3.2).
- The duration of the protocol-defined expedited reporting period.
- The name or category of each study agent (US FDA-approved or investigational) that requires expedited reporting of adverse events to DAIDS. This may include study agents in addition to those provided by the study/trial.

2.0 DESCRIBING AN ADVERSE EVENT BY SERIOUSNESS, SEVERITY, RELATIONSHIP TO STUDY AGENT, AND EXPECTEDNESS

The criteria for expedited reporting of adverse events to the DAIDS Safety Office include the seriousness of the outcome of the event, the severity (intensity) of the event, its relationship to study agent, and (only for the Targeted Level) expectedness, i.e., whether the adverse event is expected or unexpected.

2.1 Seriousness

The first consideration for expedited reporting of adverse events to DAIDS is the seriousness of the outcome of the event. The April 1996 International Conference on Harmonisation (ICH) guidance, "Good Clinical Practice: Consolidated Guidance," (ICH E6) defined a serious adverse event (SAE) as "any untoward medical occurrence that at any dose:

- Results in death,
- Is life-threatening,
- Requires inpatient hospitalization or prolongation of existing hospitalization,
- Results in persistent or significant disability/incapacity, or
- Is a congenital anomaly/birth defect.”

“Important medical events that may not be immediately life-threatening or result in death or hospitalization but may jeopardize the patient or may require intervention to prevent one of the outcomes listed in the definition above” may also be considered to be serious. (October 1994 ICH guidance (E2A), “Clinical Safety Data Management: Definitions and Standards for Expedited Reporting.”)

2.2 Severity (Intensity)

The second consideration for expedited reporting of adverse events to DAIDS is the severity (intensity) of the event. In order to maintain consistency among studies/trials and sites, DAIDS has developed a list of common clinical and laboratory adverse events and defined grade 1 – 5 severity parameters to generate the Division of AIDS Tables for Grading Adult and Pediatric Adverse Experiences (also known as “the toxicity tables”). These tables are located on the DAIDS Safety Office website at <http://rcc.tech-resintl.com>. Unless stated otherwise in the protocol, study staff is required to use the Division of AIDS Tables for Grading Adult and Pediatric Adverse Experiences to determine the intensity of adverse events in order to establish consistency in adverse event reporting to DAIDS. Specific protocols may include additional or modified criteria for grading adverse events that are not included in the current versions of the Division of AIDS Tables for Grading Adult and Pediatric Adverse Experiences.

2.3 Seriousness vs. Severity (Intensity) of Adverse Events and Reporting Criteria

For expedited reporting to DAIDS, the term “severity” (or “intensity”) is described as the grade for a specific event, i.e., mild (Grade 1), moderate (Grade 2), severe (Grade 3), or life-threatening (Grade 4). This is *not* the same as “serious,” which is based on subject/event *outcome or action* criteria usually associated with events that pose a threat to a subject’s life or functioning (ICH E2A).

2.4 Relationship to Study Agent

The third consideration for expedited reporting of adverse events to DAIDS is the judgment of causal association (relationship) between an adverse event and the study agent. The protocol must specify by name or category each study agent (either approved or investigational) that requires expedited reporting of adverse events to DAIDS. The study physician makes the site’s final assessment of the causal association based upon the temporal relationship to administration of the study agent(s), the pharmacology of the study agent(s), and his/her clinical

judgment. The terms used in DAIDS studies/trials to assess relationship of an event to study agent are:

- **Definitely Related.** The adverse event and administration of study agent are related in time, and a direct association can be demonstrated.
- **Probably Related.** The adverse event and administration of study agent are reasonably related in time, and the adverse event is more likely explained by study agent than other causes.
- **Possibly Related.** The adverse event and administration of study agent are reasonably related in time, and the adverse event can be explained equally well by causes other than study agent.
- **Probably Not Related.** A potential relationship between study agent and the adverse event could exist (i.e., the possibility cannot be excluded), but the adverse event is most likely explained by causes other than the study agent.
- **Not Related.** The adverse event is clearly explained by another cause not related to the study agent.
- **Pending.** Pending may be used as a temporary relationship assessment only for death and only if data necessary to determine relationship to study agent are being collected. The site is required to submit a final assessment within 3 business days after reporting the death. If no final assessment is made within 3 business days after the date of submission, the event will be assessed as possibly related to study agent. Any additional information received at a later time, including an autopsy report, should be submitted as a Follow-up Report.

A **suspected adverse drug reaction (SADR)** is an adverse event that could potentially have a causal relationship to the study agent (definitely, probably, possibly, probably not related, or for deaths, pending).

2.5 Expectedness (Expected vs. Unexpected)

Expected refers to the perspective of events previously observed, *not* on the basis of what might be anticipated from the pharmacological properties of the study agent. (ICH E2A) Unexpected refers to events whose nature or severity (intensity) is not consistent with those included in the package insert/summary of study agents that have been approved by the US FDA or in the Investigator's Brochure. (ICH E2A)

3.0 ADVERSE EVENTS REQUIRING EXPEDITED REPORTING AND THE STUDY/TRIAL REPORTING PERIOD

3.1 Levels of Adverse Event Reporting

The protocol will specify one of three Levels of Adverse Event Reporting. The Level of Adverse Event Reporting chosen for expedited reporting is based primarily upon the degree of risk that may be associated with the study agent.

3.1.1 Standard Level

Report all adverse events following any exposure to study agent that:

- Result in death **regardless** of relationship to study agent.
- Are congenital anomalies, birth defects, or fetal losses **regardless** of relationship to study agent.
- Result in persistent or significant disabilities or incapacities **regardless** of relationship to study agent.
- Are a **suspected adverse drug reaction**, i.e., definitely, probably, possibly, and probably not related, to a study agent that requires or prolongs existing hospitalization, or requires intervention to prevent significant/permanent disability or death.
- Are life-threatening (including all Grade 4 adverse events) **suspected adverse drug reactions**, i.e., definitely, probably, possibly, and probably not related to a study agent.

3.1.2 Intensive Level

In addition to all adverse events reported for the Standard Level, also report all Grade 3 suspected adverse drug reactions, i.e., definitely, probably, possibly, and probably not related to a study agent. (The Intensive Level includes reporting Grades 3 and 4 SADRs.)

3.1.3 Targeted Level

Use of the Targeted Level of reporting is limited to non-IND studies/trials of US FDA-approved agents and doses for approved indications and populations. Report **only** the following adverse events:

- All events that result in death **regardless of relationship** to study agent.
- All congenital anomalies, birth defects, or fetal losses **regardless of relationship** to study agent.
- All persistent or significant disability or incapacity **regardless of relationship** to study agent.
- **Unexpected* suspected adverse drug reactions**, i.e., definitely, probably, possibly, and probably not related to a study agent, that require or prolong existing hospitalization, or require intervention to prevent death or significant/permanent disability.
- **Unexpected*** life-threatening clinical **suspected adverse drug reactions**, i.e., definitely, probably, possibly, and probably not related to a study agent. **DO NOT report** Grade 4 laboratory values that are not associated with a life-threatening clinical event.

*Unexpected events are events whose nature or severity is not consistent with the package insert/summary of product characteristics for a US FDA-approved study agent.

3.2 Additional Protocol-Required Expedited Reporting Requirements

In addition to specifying one of the reporting levels above, a protocol may require other adverse events to be reported on an expedited basis. In this case, the protocol will explicitly state the additional adverse events to be reported to

DAIDS. For example, in rare instances a protocol may specify use of the Intensive Level and also require Grades 1 and 2 SADR to be reported, or a protocol may require reporting of a specific type of adverse event regardless of grade.

3.3 Additional Adverse Events That Should Be Reported for Any Study/Trial Requiring Expedited Reporting to DAIDS

In addition to the reporting requirements described above, sites should report any of the following adverse events on an expedited basis:

- Suspected adverse drug reactions, i.e., definitely, probably, possibly, and probably not related to a study agent, that **do not meet the protocol-required reporting criteria**, but the Investigator believes are of sufficient concern to be reported on an expedited basis to DAIDS. This includes adverse events that, based upon appropriate medical judgment, may jeopardize the subject and may require medical or surgical intervention to prevent a serious adverse event. Examples of such events are intensive treatment in an emergency room or at home for allergic bronchospasm or blood dyscrasias or convulsions that do not result in hospitalization.
- Unexpected, serious suspected adverse drug reactions, i.e., definitely, probably, possibly, and probably not related to a study agent, that occur at any time **after the protocol-defined expedited reporting period** if the study staff become aware of its occurrence. These events include deaths, permanent disabilities, congenital anomalies, hospitalizations, and life-threatening clinical events. (Do not report Grade 4 laboratory values unless associated with a life-threatening clinical event.)
- Serious adverse events that are not related to a study agent, but could be associated with **study participation or procedure** (e.g., pulmonary embolism secondary to an intravenous catheter placed for study agent administration).

3.4 Protocol-Defined Expedited Adverse Event Reporting Period

The protocol-specified reporting level continues throughout the study/trial period (from enrollment of a subject through the end of study follow-up visits for that subject). The protocol may also require the same level of adverse event reporting to be continued beyond the end of study follow-up for each subject, and if so, the protocol must specify the duration of this additional reporting period.

4.0 METHOD AND TIMEFRAME FOR EXPEDITED REPORTING OF INDIVIDUAL ADVERSE EVENTS

All information requested on the DAIDS Expedited Adverse Event Reporting Form must be provided and the form submitted to the DAIDS Safety Office. This form can be found at the web site for the DAIDS Safety Office. Contact information for the DAIDS Safety Office is provided in Appendix B. The timeframe for expedited reporting of individual adverse events begins when the

site recognizes that an event fulfills the criteria outlined in this Manual for expedited reporting to DAIDS. Sites must submit adverse events requiring expedited reporting to the DAIDS Safety Office as soon as possible, **but no later than 3 business days**, after the site's recognition that the event fulfills the criteria for expedited reporting.

5.0 ADDITIONAL EXPEDITED REPORTING REQUIREMENTS

5.1 Follow-up Reporting of Adverse Events

5.1.1 Submitting Follow-Up Information on Adverse Events

For the circumstances listed below, the site is required to submit follow-up information when it becomes available on a new Expedited Adverse Event Form as a Follow-up Report.

- Requests by DAIDS for additional information.
- A change in the relationship between the adverse event and study agent by the study physician.
- Additional significant information that becomes available for a previously reported adverse event. This is particularly important for new information addressing cause of death if the initial assignment was "pending."
- Results of rechallenge with the study agent(s), if performed.

5.1.2 Outcome of Adverse Events

The site **must** follow each reported adverse event and record eventual outcomes in the source documentation. However, report of the outcome of a reported adverse event to the DAIDS Safety Office is not required unless specifically requested by DAIDS.

5.2 Reporting Recurrent Adverse Events

For events that have been previously reported to the DAIDS Safety Office, if the event has fully resolved and then re-occurs to a level requiring expedited reporting, the adverse event must be reported as a New Report to the DAIDS Safety Office.

5.3 Reporting Change in Severity of Adverse Events

Any ongoing event that increases in severity to a higher grade than previously reported must be reported again as a New Report on a new DAIDS Expedited Adverse Event Reporting Form. Ongoing events that improve, but are not resolved and then increase in severity to the same or lower severity grade than previously reported do not have to be reported again to the DAIDS Safety Office. Resolution is the normalization or return to baseline (i.e., prior to study agent exposure) of laboratory values, signs, or symptoms related to the event.

5.4 Study Physician Assessment and Signature

A study physician listed on the Form FDA 1572 for IND studies or the DAIDS Investigator of Record Agreement (IoR) for non-IND studies must review and

verify the data on the DAIDS Expedited Adverse Event Reporting Form for accuracy and completeness. This physician also makes the site's final assessment of the relationship between the study agent and the adverse event. This physician must sign the completed DAIDS Expedited Adverse Event Reporting Form. If necessary to meet timely reporting requirements, sites can submit an expedited adverse event report without a completed signature page. However, the completed signature page, and necessary corrections or additions, must be submitted within the next 3 business days.

6.0 APPENDICES

6.1 Appendix A: Definition of Terms

Adverse Event (AE): An adverse event (AE) is any untoward medical occurrence in a patient or clinical investigation subject administered a pharmaceutical product and which does not necessarily have a causal relationship with this treatment. An AE can therefore be any unfavorable and unintended sign (including an abnormal laboratory finding), symptom, or disease temporally associated with the use of a medicinal (investigational) product, whether or not related to the medicinal (investigational) product. (ICH E6) (Synonym: Adverse Experience)

DAIDS Safety Office: The Office to which adverse events requiring expedited reporting are submitted. (DAIDS)

Division of AIDS Tables for Grading Adult and Pediatric Adverse Experiences (Toxicity Tables): Lists of common terms and severity (intensity) parameters used to describe adverse events occurring in DAIDS-sponsored clinical studies/trials. (DAIDS)

IND: An investigational new drug application. (21 CFR 312.3)

Investigator's Brochure: A compilation of the clinical and nonclinical data on the investigational product(s) that is relevant to the study of the investigational product(s) in human subjects. (ICH E6)

Non-IND Study/Trial: A study/trial for which there is no IND filed with the US FDA.

Package Insert: The approved package circular in marketed drug packaging containing the drug description, clinical pharmacology, indications and usage, contraindications, warnings, precautions, adverse reactions, drug abuse and dependence, dosage and administration, how drug is supplied, "clinical studies," and "references." (21 CFR 201.57)

Serious Adverse Event (SAE): Any untoward medical occurrence that at any dose results in death, is life-threatening, requires inpatient hospitalization or

prolongation of existing hospitalization, results in persistent or significant disability/incapacity, or is a congenital anomaly/birth defect. This includes important medical events that may not be immediately life-threatening or result in death or hospitalization but may jeopardize the patient or may require intervention to prevent one of the outcomes listed in the definition above. (ICH E6 and E2A)

Study Agent: Drugs, biological products, or combination of drugs and biological products (approved or investigational) defined in the protocol as requiring expedited reporting to DAIDS. (DAIDS)

Study Physician: A physician listed on the Form FDA 1572 for IND studies or on the DAIDS Investigator of Record Agreement (IOR) for non-IND studies. (DAIDS)

Suspected Adverse Drug Reaction (SADR): An adverse event that could potentially have a causal relationship to a study agent (definitely, probably, possibly, probably not related or for deaths, pending). (DAIDS)

Toxicity: An adverse event that has an attribution of possibly, probably, or definitely related to a study agent. (DAIDS) NOTE: This term should not be used for expedited reporting of adverse events to DAIDS.

Unexpected Event: An adverse event, the nature or severity (intensity) of which is not consistent with the applicable product information (Investigator's Brochure, package insert, or summary of product characteristics for a US FDA-approved study agent. (DAIDS)

6.2 Appendix B: Contact Information for DAIDS Safety Office

All completed DAIDS Expedited Adverse Event Forms are submitted to the DAIDS Safety Office. For questions or other communication, please note the following:

Website: <http://rcc.tech-res-intl.com>
Office Phone*: 1-800-537-9979 (US only) or +1-301-897-1709
Office Fax*: 1-800-275-7619 (US only) or +1-301-897-1710
Office Email: RCCSafetyOffice@tech-res.com
Office Hours: Monday through Friday, 8:30 AM to 5:00 PM (US Eastern Time)
Mailing Address: DAIDS Safety Office
6500 Rock Spring Drive
Suite 650
Bethesda, MD 20817

*Office phone and fax are accessible 24 hours per day.

6.3 Appendix C: Summary Chart for Expedited Reporting of Adverse Events to DAIDS for Protocol-Specified Study Agents

| | Standard Level | Intensive Level | Targeted Level |
|--|---|--|--|
| Deaths | All Events | All Events | All Events |
| Congenital anomalies, birth defects, fetal losses | All Events | All Events | All Events |
| Disabilities/Incapacities | All Events | All Events | All Events |
| Hospitalization¹ | All Suspected Adverse Drug Reactions ² | All Suspected Adverse Drug Reactions ² | Unexpected Suspected Adverse Drug Reactions ^{2,3} |
| Other events | All Grade 4 Suspected Adverse Drug Reactions ² | All Grades 3 and 4 Suspected Adverse Drug Reactions ² | Unexpected Life-Threatening Clinical Suspected Adverse Drug Reactions ^{2,3} |

¹This category includes hospitalization, prolongation of hospitalization or requirement of intervention to prevent permanent disabilities or death.

²Suspected adverse drug reactions are adverse events that are assessed as definitely, probably, possibly, probably not related to a study agent (or for deaths, pending).

³Unexpected events are adverse events, of a nature or severity (intensity) that is not consistent with the applicable product information (package insert/summary of product characteristics) for a US FDA-approved study agent.

Timeframe for Expedited Reporting of Individual Adverse Events:

Adverse events requiring expedited reporting are to be reported to the DAIDS Safety Office **no later than 3 business days** after the site's recognition that the event fulfills the criteria for expedited reporting.

Protocol-Defined Expedited Adverse Event Reporting Period

The protocol-specified reporting level continues throughout the study/trial period (from enrollment of a subject through the end of study follow-up visits for that subject). The protocol may also require the same level of adverse event reporting to be continued beyond the end of study follow-up for each subject.

APPENDIX VI: SAMPLE INFORMED CONSENT DOCUMENT (SCREENING)

Phase 1 Study of the Safety and Acceptability of 3% w/w SPL7013 Gel (VivaGel™) Applied Vaginally in Sexually Active Young Women

**Version 1.0
8 January 2007**

PRINCIPAL INVESTIGATOR: [insert]
PHONE: [insert]
Short Title for the Study: Safety and Acceptability of VivaGel™ in Sexually Active Women

Introduction

You are being asked to take part in these screening exams and tests because you are a sexually active woman between the ages of 18 and 24 years, and you may be able to join the research study named above. This study is sponsored by the U.S. National Institutes of Health (NIH). The person in charge of this study at this site is [INSERT NAME OF PRINCIPAL INVESTIGATOR]. The screening exams and tests include interview questions, urine and blood tests, a physical exam, and an examination of your vagina.

This is a consent form. It gives you information about the screening exams and tests. The study staff will explain the exams and tests to you and what is expected of you. You are free to ask questions about the screening exams and tests at any time. If you agree to have the screening exams and tests, you will be asked to sign this consent form in front of a witness. You will be given a copy of this form to keep.

Why Are These Screening Exams and Tests Being Done?

The main purpose of these screening exams and tests is to find out if you can join a research study. The research study will try to find out if VivaGel™ is safe and if there are any bad effects when women apply VivaGel™ in the vagina for 2 weeks. About half of the women in the research study will place VivaGel™ into the vagina twice a day for two weeks. The other half of the women will place a placebo (inactive) gel into the vagina twice a day for two weeks. Women will be in the group getting VivaGel or the group getting placebo, depending on a selection process that will use random chance (like flipping a coin) to decide the groups. The other purposes of the study are to see if an ingredient in the gel (SPL7013) goes into the bloodstream, to find out what women think about the study gel, and to see if women use the gel according to the study directions. This study will also check the gel applicators to see if a dye test can tell if they were put into the vagina or not.

VivaGel™ study gel is “experimental”. This means we do not know all the effects it may have. We do not know if it will be safe and tolerated in all women. This is one of the reasons the study is being done. Because the study gel is experimental, the United States Food and Drug Administration (FDA) and [LOCAL AUTHORITY] [HAS/HAVE] not approved it for use in the general community. The FDA has been informed of this study and has allowed it to happen. The [local authority] has also allowed the study to happen.

Before a large study can be done to find out if VivaGel™ stops HIV from getting into the body, we must first make sure it is safe. So far, the safety of the study gel has been tested among 37 women in Australia. 36 of these women applied the gel in the vagina every day for one week, and one woman did not finish the study because of an abnormal test result from the time before she started the gel. In that study, the gel was shown to be safe and women in the study did not have a lot of complaints or problems. The most common complaints were mild abdominal pain. Some women also noticed that the gel leaked out of the vagina. None of these women had any SPL7013 from the VivaGel in their bloodstream according to the tests that were done.

The United States National Institutes of Health is providing funds for this study to take place. A total of approximately 40 women from Florida and Puerto Rico will join this study (20 in Florida and 20 in Puerto Rico). About 20 women will be in the study here at [INSERT NAME OF SITE]. The whole study will take about seven months to finish. Each woman will be in the study for about six weeks. It will take about one week to one month to complete the screening exams and tests. Some people may not be able to join the study because of information found during the screening exams and tests. If you can join the study, it will take about three weeks to complete the main study exams and tests. Once enrolled in the study, you will be asked to use the study gel twice a day, everyday, for two weeks. You will have a study visit every week for two weeks, and then a study visit about one week after you finish using the study gel.

What Do I Have To Do If I Take Part in the Screening Exams and Tests?

If you agree to have the screening exams and tests, you will have one or two screening visits here at the study site. The exams and tests will take about one week to one month. Depending on what your screening exams and tests show, more screening visits may be needed. All screening exams and tests will be done within 36 days. If all exams and tests are not done within 36 days, and you still want to find out if you can join the research study, you will have to start the screening exams and tests over from the beginning.

- **Answering Questions**

Your first visit will continue today, after you read, discuss, and sign this form. No study exams or tests will be started before the screening exams and tests have been fully explained to you and you have signed this form. The visit will take about one to two hours. To find out if you can join the

study you will be asked some questions. The questions will be about you and where you live. You will be asked questions about your health, the medicines you take, your periods, and your sexual practices. Some people may be embarrassed by questions about their sexual practices.

- **Pregnancy Test**
If your answers to the questions show that you may join the study, you will have to give urine for a pregnancy test. You will receive the result of your pregnancy test today. If you are pregnant, you will not be able to join the study. However, site staff will talk to you about options available to you. They will refer you to available sources of medical care and other services you may need. If the study is still open after your pregnancy, you can come back here to find out if you can join the study then.
- **Tests for HIV and Sexually Transmitted Infections**
If you are not pregnant, study staff will talk to you about HIV and other sexually transmitted infections or sexually transmitted diseases (commonly known as STIs or STDs). You will have a blood test for HIV, and syphilis, vaginal swabs for bacterial vaginosis, candidiasis, and trichomoniasis and a urine test for gonorrhea and Chlamydia. You will talk about HIV/AIDS and other STIs. You will also talk about ways that HIV and other STIs are spread, and ways to protect against them. You will talk about what it may mean to know the results of these tests. You can discuss whether you are prepared to receive the test results. If you are having health problems that may be due to STIs, the study staff will refer you for treatment.
- **Using an Effective Birth Control Method Plus Condoms**
The study gel is not a birth control method. You must agree to use an effective method of birth control such as birth control pills, birth control shots (such as Depo-Provera) or the birth control patch, an intrauterine device (or IUD), be sterilized, or have sex with a partner who is sterilized. You must also be willing to continue to use birth control for one month after you stop applying the study gel. An intrauterine device (IUD) is a small object that is inserted through the cervix and placed in the uterus to prevent pregnancy. If you are using an IUD for birth control and want to join the study, you must have had it put in at least 30 days ago in order to join the study. The study staff will provide male condoms to you free of charge. However, condoms are not considered an adequate means of birth control for the purposes of this study.
- **Blood and Urine Tests**
If you are willing to have HIV and STI testing, you will give blood (about 30 mL or two tablespoonfuls) [LOCAL EQUIVALENT - SITES TO COMPLETE] and urine for the tests. Your blood will be tested for HIV. You must know what your HIV test result is to join the study. Your blood will also be tested to

check on your general health, including the health of your liver, kidneys and blood. Your urine will also be tested for infections. It takes about [X AMOUNT OF TIME - SITES TO COMPLETE] before your results are ready. We will give you your results as soon as they are available.

- Physical and Pelvic Exams

You will have a physical exam and a pelvic exam. During the pelvic exam the study doctor or nurse will use a speculum as is usual in collecting a Pap smear. They will check for discharge, or other signs of infection, and other possible problems. The study doctor or nurse will also take some vaginal swabs to test for STIs and other possible problems.

If a sore (or other problem) is seen during the examination of your vagina, you may need medicine to treat it. You will be asked to see your regular health care provider for medicine or may be given medicine here. We will ask you to come back here after a few days for another exam. If the sore (or other problem) has cleared up when you come back, you may be able to join the research study.

- Pap Test

The study staff will also collect samples from your cervix for a “Pap test” or “Pap smear”. If the test is abnormal, it could mean you have cervical cancer, or that you should have more tests or treatment to lower your chances of having it turn into cervical cancer. It takes about [X AMOUNT OF TIME – SITES TO INSERT] before Pap test results are ready. If you have a written report confirming a normal Pap smear in the last year you will not need to have a Pap smear taken at this screening visit. The results of your Pap test may affect whether or not you can continue in the study.

- Test Results

It takes about [X AMOUNT OF TIME – SITES TO INSERT] before HIV, STI, and Pap test results are ready. We will give you the results for all your exams and tests at your next appointment. You will talk with the study staff about the meaning of your test results and how you feel about them.

If your tests show that you have HIV you will not be able to join the study. The study staff will refer you to available sources of medical care and other services you may need for HIV. They will tell you about other studies that you may be able to join. If your exams and tests show that you have an STI, you will need medicine to treat it. The study staff will refer you to your usual health care provider for medicine or may give you medicine here to treat the STI. You will not be able to join the research study if your tests show you have an STI. However, if you have had outbreaks of genital herpes in the past, but do not have any on your exam today, you may be able to join the research study.

[SITES TO INCLUDE/AMEND THE FOLLOWING IF APPLICABLE:]

[LOCAL/STATE/NATIONAL] regulations require study staff to report the names of people who test positive for HIV and other infections passed during sex to the [LOCAL HEALTH AUTHORITY]. Outreach workers from the [health authority] may then contact you about informing your partners, since they also should be tested. If you do not want to inform your partners yourself, the outreach workers will contact them, according to the confidentiality guidelines of the [HEALTH AUTHORITY].

If your exams and tests show no problems, you will be able to enter the research study. You will receive a different Informed Consent Form if you return for the Enrollment Visit. If at any time during the screening it is found that you cannot join the study, the screening process and your visit will end.

Why Would The Doctor Stop the Screening Procedures Early?

The study doctor may need to stop the screening exams and tests early without your permission if:

- The study is cancelled by the U.S. Food and Drug Administration (FDA), U.S. National Institutes of Health (NIH), the drug company supporting this study, the Ethics Committees, the local government or regulatory agency, or the Institutional Review Board (IRB). (An IRB is a committee that watches over the safety and rights of research participants).
- Your exams, tests and answers to the questions show you cannot join the study.
- The study staff feels that having the screening exams and tests would be harmful to you.
- You do not want to find out your HIV test result.
- You are not able to come to the visits or complete the screening exams and tests.
- Other reasons that may prevent you from completing the study.

What Are The Risks Of The Screening Visit Tests?

Risk of Blood Draws:

You may feel discomfort or pain when your blood is drawn. You may feel dizzy, faint or lightheaded. You may have a bruise, swelling, or infection where the needle goes into your arm.

Risk of Genital Exams:

You may feel discomfort or pressure during the exam of your genital area and inside your vagina. You may have mild vaginal spotting (bleeding). The mild bleeding will stop shortly after the exam.

Other Possible Risks:

You may become embarrassed, worried, or nervous when discussing how you have sex; ways to protect against HIV and other infections passed during sex, and your test results. You may become worried or nervous while waiting for your

test results. If you have HIV or other infections, knowing this could make you worried or nervous. A trained counselor will help you deal with any feelings or questions you have.

We will make every effort to protect your privacy while you are having the screening exams and tests. Your visits here will take place in private. However, it is possible that others may learn that you are taking part in the study here. Because of this, they may treat you unfairly. For example, you could have problems getting or keeping a job, or being accepted by your family or community.

Are There Benefits To Taking Part In This Study?

You may get no direct benefit from the screening exams and tests. However, you will have a physical exam and a pelvic exam, and counseling and testing for HIV and STIs. You will also have tests to check your general health and the health of your liver, kidneys, and blood. This study cannot provide you with medical care, but study staff will refer you to other available sources of care. If your Pap test result is not normal, you will be referred for treatment at the [INSERT NAME OF PROVIDER/CENTER].

You will get counseling and testing for HIV. You will get free male condoms. If you are infected with HIV, you will be referred for medical care, counseling, and other services available to you. Medical care for HIV infection will not be part of this study. You will need to get medical care for your HIV infection from your own health care provider or we will provide you with a referral to a center where you can receive appropriate care. You will get counseling and testing for STIs and other infections. If you have any of these infections, you will be referred for treatment if needed. You can bring your male partner(s) here so that we can also provide them with referral for diagnosis and treatment for potential STIs.

What Other Choices Do I Have Besides This Study?

You do not have to participate in this study, if you choose not to do so.

[SITES TO INCLUDE/AMEND THE FOLLOWING IF APPLICABLE: There may be other studies going on here or in the community for which you may be eligible. If you wish, we will inform you about other studies that are being conducted locally. There also may be other places where you can go for HIV counseling and testing. We will tell you about those places if you wish.] Please talk to your doctor about these and other choices that may be available to you.

What About Confidentiality?

Efforts will be made to keep your personal information private. We cannot guarantee absolute confidentiality. If this study is published, your name will not be used and you will not be personally identified.

Your records may be reviewed by:

- The U.S. Food and Drug Administration (FDA)
- U.S. National Institutes of Health (NIH)
- [INSERT NAME OF SITE] IRB
- Study staff
- Study monitors
- Ethics committees
- Drug companies supporting this study

In addition to the efforts of the study staff to help keep your personal information private, a Certificate of Confidentiality has been obtained from the US Federal Government. This Certificate means that study staff cannot be forced to tell people who are not connected with the study, such as the court system, about your taking part in the study. The Certificate of Confidentiality does not prevent you from releasing information about yourself or your participation in the study. Even with the Certificate of Confidentiality, if the study staff learns of possible child abuse and/or neglect or a risk of harm to you or others, we will tell the proper authorities. You are encouraged but not required to tell sexual partners about your being in this study.

What Are The Costs To Me?

There is no cost to you for the screening exams and tests.

Will I Receive Any Payment?

You will be paid for your time and effort for each screening visit. You will receive [INSERT SITE - SPECIFIC AMOUNT OF MONEY] for each visit. You will also be paid for other costs to you for coming to the screening visits [SUCH AS CHILD CARE, TRAVEL, AND LOSS OF WORK TIME – SITES TO COMPLETE]. There may be one or more screening visits.

What Happens If I Am Injured?

It is unlikely that you will be injured as a result of having the screening exams and tests. If you are injured as a result of having the screening exams and tests, you will be given immediate treatment for your injuries. However, you may have to pay for this care. The cost for this treatment will be charged to you or your insurance company. There is no program for compensation either through this institution or the U.S. National Institutes of Health (NIH). You will not be giving up any of your legal rights by signing this consent form.
[SITES TO SPECIFY INSTITUTIONAL POLICY]

What Are My Rights As A Research Participant?

Taking part in the screening exams and tests is completely voluntary. You may choose to not have the screening exams and tests any time. You will be treated the same no matter what you decide. If you choose to not have the screening exams and tests, you will not lose the benefit of services to which you would normally have at this clinic.

We will tell you about new information from this or other studies that may affect your health, welfare or willingness to stay in this study. If you want the results of the study, let the study staff know.

What Do I Do If I have Problems or Questions?

For questions about the screening exams and tests or if you have a research-related injury, you should contact:

- [SITE INSERT NAME OF THE INVESTIGATOR OR OTHER STUDY STAFF]
- [SITE INSERT TELEPHONE NUMBER AND PHYSICAL ADDRESS OF ABOVE]

For questions about your rights as a research participant, contact:

- [SITE INSERT NAME OR TITLE OF PERSON ON THE INSTITUTIONAL REVIEW BOARD (IRB) OR OTHER ORGANIZATION APPROPRIATE FOR THE SITE]
- [SITE INSERT TELEPHONE NUMBER AND PHYSICAL ADDRESS OF ABOVE]

SIGNATURE PAGE

[INSERT SIGNATURE BLOCKS AS REQUIRED BY LOCAL IRB]

If you have read the informed consent (or had it read and explained to you), and all your questions have been answered and you agree to take part in this study, please sign your name below.

Participant's Name (print)

Participant's Signature and Date

Study Staff Conducting
Consent Discussion (print)

Study Staff Signature and Date

Witness' Name (print)
(As appropriate)

Witness's Signature and Date

**APPENDIX VII: SAMPLE INFORMED CONSENT DOCUMENT
(ENROLLMENT)**

**Phase 1 Study of the Safety and Acceptability of 3% w/w SPL7013 Gel
(VivaGel™) Applied Vaginally in Sexually Active Young Women**

**Version 1.0
8 January 2007**

PRINCIPAL INVESTIGATOR: [insert]
PHONE: [insert]
Short Title for the Study: Safety and Acceptability of VivaGel™ in Sexually Active Women

Introduction

You are being asked to take part in this research study because you are a sexually active woman between the ages of 18 and 24 years and have passed the screening tests for this study. This study is sponsored by the U.S. National Institutes of Health (NIH). The person in charge of this study at this site is [INSERT NAME OF PRINCIPAL INVESTIGATOR]. Before you decide if you want to join this study, we want you to know about the study.

This is a consent form. It gives you information about this study. The study staff will talk with you about this information. You are free to ask questions about this study at any time. If you agree to take part in this study, you will be asked to sign this consent form. You will be given a copy of this form to keep.

Why Is This Study Being Done?

This research study will try to find out if VivaGel™ is safe and if there are any bad effects when women apply VivaGel™ in the vagina for 2 weeks. About half of the women in the research study will place VivaGel™ into the vagina twice a day for two weeks. The other half of the women will place a placebo (inactive) gel into the vagina twice a day for two weeks. Women will be in the group getting VivaGel or the group getting placebo, depending on a selection process that will use random chance (like flipping a coin) to decide the groups. The other purposes of the study are to see if an ingredient in the gel (SPL7013) goes into the bloodstream, to find out what women think about the study gel, and to see if women use the gel according to the study directions. This study will also check the gel applicators to see if a dye test can tell if they were put into the vagina or not.

VivaGel™ is “experimental”. This means we do not know all the effects it may have. We do not know if it will be safe and tolerated in all women. This is one of the reasons the study is being done. Because the study gel is experimental, the

United States Food and Drug Administration (FDA) and [LOCAL AUTHORITY] [HAS/HAVE] not approved it for use in the general community. The FDA has been informed of this study and has allowed it to happen. The [local authority] has also allowed the study to happen.

Before a large study can be done to find out if VivaGel™ stops HIV from getting into the body, we must first make sure it is safe. So far, the safety of the study gel has been tested among 37 women in Australia. 36 of these women applied the gel in the vagina every day for one week, and one woman did not finish the study because of an abnormal test result from the time before she started the gel. In that study, the gel was shown to be safe and women in the study did not have a lot of complaints or problems. The most common complaints were mild abdominal pain. Some women also noticed that the gel leaked out of the vagina. None of these women had any SPL7013 from the VivaGel in their bloodstream according to the tests that were done.

The United States National Institutes of Health is providing funds for this study to take place. A total of 40 women from Florida and Puerto Rico will join this study (20 in Florida and 20 in Puerto Rico). About 20 women will be in the study here at [INSERT NAME OF SITE]. The whole study will take about seven months to finish. Each woman will be in the study for about six weeks. It will take about three weeks to complete the main study exams and tests. If you can join the study, you will be asked to use the study gel for two weeks. You will have a study visit every week for three weeks, though you or the study staff may request additional visits if they are needed.

What Do I Have To Do If I Am In This Study?

If you decide to join this study, and your tests and answers to the questions show you can join, you will be placed in one of two study groups. One group will get VivaGel. The other group will get a placebo gel. The placebo gel is a gel that looks and feels like VivaGel, and it is made up of all the same ingredients except SPL7013 (the active ingredient). Both groups will use the study gel twice daily for 14 days. The study group will be chosen by chance, like flipping a coin, or throwing dice [SITE TO MODIFY TO LOCAL EQUIVALENT]. You cannot choose your group, and the study staff cannot choose your group for you. You have an equal chance of being placed in either of the groups. Neither you nor the study staff will know whether you are in the placebo or VivaGel™ groups.

Both groups are important to this study. No matter which study group you are in, you must remember that we do not know if any of the study gels work to protect women from getting HIV. The only known way to protect against getting HIV during sex is to use a male condom every time you have sex.

It is not known if the study gel will work to protect against pregnancy, therefore you should not use the study gel as a birth control method. You

must agree to use an effective method of birth control such as birth control pills or another hormonal based method (except for vaginal rings), an intrauterine device (or IUD), be sterilized, or have sex with a partner who is sterilized as well as using condoms.

The pharmacy will provide male condoms and panty liners to you free of charge. Each visit is described below. You should continue to use the gel if you get your period. If you have your period at the time of your visit, you will complete all visit exams and tests except for the pelvic exam and associated tests (which may be made up once your period is over). You will insert into the vagina one full applicator, about 3 and a half grams (or about one teaspoonful), of the study gel. You will use the study gel twice a day for 2 weeks, as long as the study staff thinks it is safe for you to keep using the gel after your first week.

Once you join the study, you will return to the site for a follow up visit after one week, two weeks, and three weeks. After two weeks you will stop using the study gel. You will return all of your used and unused applicators to the study sites at the Week 1 and Week 2 visits in the bags given to you for this purpose. In total, you will have at least four study visits including today's visit.

After all the participants finish the study, and we find out the results of the study, if you wish, you will be told which study gel you received. We will also provide you with a brief summary of the main findings from the study.

Enrollment Visit:

If you decide to take part in this study, your first visit will continue today, after you read, discuss, and sign this form. No study procedures will be started before the visit exams and tests have been fully explained to you and you have signed this form. Today's visit will take about one to one and a half hours.

To find out if you still can join the study you will be asked some questions – the questions will be about you, where you live, and other questions about your health, your periods, alcohol and substance use, the medicine you take, and your sexual practices. Some people may be embarrassed by questions about their sexual history.

If your answers to the questions show that you can join the study, you will:

- Give urine for a pregnancy test. You will be given your result for the pregnancy test today. If you are pregnant, you will not be able to join the study; however site staff will talk to you about options available to you, and will refer you to available sources of medical care and other services you may need. If the study is still open after your pregnancy, you can come back here to find out if you can join the study then.

- Give blood for tests to check on the health of your blood cells, liver, and kidneys and to confirm that there is no SPL7013 already in your blood (about 30 mL or about 2 tablespoons).
- Have a pelvic exam. The study doctor or nurse will use a speculum. The doctor or nurse will check the vagina and cervix for discharge, or other signs of infection, and other possible problems. During the pelvic exam, the study doctor or nurse will look at your genital area and into your vagina through a lens called a colposcope. The lens works like a magnifying glass to help the nurse or doctor see anything that may not be normal. The lens will not be inside your body. They may take digital video pictures of the colposcopy with a camera. You may tell the study staff not to record these images. These images will be kept strictly confidential and used only by study physicians to decide upon the significance of possible changes in the vagina or cervix. The study doctor or nurse may also take some fluids to test for sexually transmitted infections or sexually transmitted diseases (commonly known as STIs or STDs) and other possible problems if they feel this is necessary.
- Have an abdominal exam and vital signs (blood pressure, pulse, and temperature).
- The study doctor or nurse will collect swabs from the vagina and cervix to measure the level of immune activity in the vagina and to check that there is a healthy balance of bacteria in the vagina.

If a sore (or other problem) is seen during the examination of your vagina, you may need medicine to treat it. You will be asked to see your regular health care provider for medicine or be given medicine here. We may ask you to come back here after a few days for another exam. If the sore (or other problem) has cleared up when you come back, you may be able to join the research study.

It takes about [X AMOUNT OF TIME – SITES TO INSERT] before these tests are ready. We will give you the results from all the exams and tests after they are ready. You will talk with the study staff about the meaning of your test results and how you feel about them.

If your exams and tests show that you have an STI, you will not be eligible to join the study. The study staff will refer you for treatment of the infections. You will be asked to come back here for a check-up after taking all the medicine.

If you are eligible to join the study, you will be given 20 tubes of either SPL7013 gel or placebo gel already packaged inside applicators. You will also be given instructions on how to use them. You will receive male condoms, and panty liners and/or menstrual pads. You will insert your first dose of gel while you are in the study clinic.

In addition to your study visits, you will be asked **to do** the following:

- Use an effective method of contraception during the study.
- Contact the study doctor or nurse if you have any discomfort or medical problems.
- Tell the study staff about any medications you take while in the study.
- Agree to use study provided panty liners and/or menstrual pads for your period or in case the study gel leaks out of the vagina. If you need a different kind other than the kind provided to you by the study, let the study staff members know.
- You **must not** use spermicides or male condoms lubricated with spermicides during the study. If you need to use a different kind other than the ones provided to you by the study, let the study staff know.
- It is ok for you to take a bath or go swimming while you are using the study gel.

You **must not** do the following during the entire time while in the study:

- Breastfeed
- Use intravenous drugs except for medical use.
- Take part in studies of other vaginal products or any drug or device study. Tell the study staff if you plan to join another study.
- Use other participants' study gel.
- Douche or otherwise clean the vagina, or insert other products into your vagina.
- Practice the following types of sexual activity during the two weeks you are receiving the gel:
 - Oral – vaginal sex (known as cunnilingus)
 - Penile – anal intercourse
 - Penile – vaginal intercourse **without** your partner using an approved condom

Telephone Call

Two days after you have your Enrollment Visit, you will have a phone call with the study staff to talk about any problems you might have with the gel applicator. You can call the clinic, or the study staff can call you, depending on how you want to arrange it. This call will probably take about 5 minutes or less.

One-Week Clinic Visit:

This visit will take about an hour. The visits will not be scheduled during your period. You will have the following procedures at your One-Week Clinic Visit:

- Tell the study staff any updated information about your address, telephone number or other contact information.

- Tell the study staff if you had any medical problems or discomfort since your last visit.
- Tell the study staff any new information about your health or your periods.
- Tell the study staff about any medicines you are taking.
- Give urine for a pregnancy test. You will receive the results of your pregnancy test on the day of the visit.
- Complete a computerized questionnaire about your use of the study gel.
- Tell the study staff your thoughts and opinions about the study gel.
- Have an abdominal exam and vital signs (blood pressure, pulse, and temperature).
- Have a pelvic exam with a speculum with collection of swabs from the vagina and cervix.
- Give blood (about 25 mL or a little more than 1 and a half tablespoons) [OR LOCAL EQUIVALENT – SITE TO INSERT]. We will check your blood for the overall health of your blood cells, and the health of your liver and kidneys, the study staff will give you the results of your tests [IN X AMOUNT OF TIME – SITES TO INSERT].
- Give back all of your used applicators to the clinic in the plastic bags that will be given to you for this reason. A laboratory test will be done on some of the applicators to check if the test can tell whether or not the applicators were put in the vagina or not.
- Receive 10 more tubes of gel (we expect that you may have extra tubes left over at the end of the study that we want you to return to the clinic)

Two-Week Clinic Visit:

This visit will take about an hour and a half. You will stop applying the study gel at this visit. You will complete all of the 1-Week Follow-Up procedures plus:

- Have a pelvic exam with a speculum, and with a colposcopic lens;
- Have a blood test to see if SPL7013 can be measured in your blood;
- Complete a computerized questionnaire about your experiences using the study gel including its use during sex;
- Return all of your used and unused (if you have any unused) applicators to the clinic. A laboratory test will be done on some of the applicators to check if the test can tell whether or not the applicators were put in the vagina or not.

Three-Week Clinic or Termination Visit:

This visit will take about an hour. At this visit you will:

- Have an abdominal exam and vital signs (blood pressure, pulse, and temperature);
- Have a pelvic exam with a speculum, and have some vaginal and cervical swabs taken;

- Complete a computerized questionnaire about your thoughts and opinions about the study and how easy or difficult it was to be in the study.

The study site staff will give you your test results as soon as they are available. We will ask you to come back to the clinic or, with your permission; we may visit you at your home or a place in your community.

After You Finish Using the Study Gel:

During this study you may have a chance to take part in additional studies. If you choose not to take part in any of our additional studies, your participation in this study remains the same. If you have any problems or concerns regarding your health after using the study gel, let the study staff members know. You can contact the study site staff at any time after you have finished using the study gel. The study site staff will want to let the study sponsor know about any serious problems you tell them about.

Any Time During The Study:

If either you or the study staff members think you may have become pregnant, you will give urine for a pregnancy test. Also, if you are having health problems that may be caused by STIs, you will:

- Have an exam of your genital area and inside your vagina.
- Give blood or urine to test for STIs.
- Get referral for treatment for STIs if you need it.

You are asked to tell the study staff about any medical problems you have, especially genital problems. You can contact the study staff between regular visits to report these problems. The study staff will examine you as necessary. They will refer you for medical care that you may need.

You are also encouraged to tell the study staff if your partner has any genital problems after you have had intercourse during the study. If this kind of problem occurs, your partner or partners may contact the study site staff for a check-up.

If the staff members find that a study gel is causing you problems, they may ask you to stop using the study gel, either for a short time or permanently. The study staff will ask you to stop using the study gel if you become pregnant or if you become infected with HIV. Even if you stop using the study gel, you will be asked to stay in the study and have your follow up visits. You will also have some or all of the originally planned exams and tests that the study staff would like you to have to check on your health.

If you have an STI that your partner also may have, you can bring him here for counseling and referral for testing and treatment. You can have extra counseling and testing for HIV at any time during the study. If you wish, your partner can have counseling with you. If you become infected with HIV, you can stay in the

study but you cannot keep using the study gel and you should return any used and unused applicators to the study clinic. The study staff will give you counseling and refer you to available sources of medical care and other services you may need.

At each study visit, the study staff will update information on where you live and how to keep in contact with you. They will use this information to remind you of scheduled visits. If you miss a visit, the study staff will try to contact you by [SITE-SPECIFIC METHODS]. If you give your permission, they also may visit your home to find you. They will try to reach you through the contact people that you list. If they talk to these people, they will not tell them why they are trying to reach you.

[SITES TO INCLUDE/AMEND THE FOLLOWING IF APPLICABLE:]

[LOCAL/STATE/NATIONAL] regulations require study staff to report the names of people who test positive for HIV and other infections passed during sex to the [LOCAL HEALTH AUTHORITY]. Outreach workers from the [health authority] may then contact you about informing your partners, since they also should be tested. If you do not want to inform your partners yourself, the outreach workers will contact them, according to the confidentiality guidelines of the [HEALTH AUTHORITY].

How Many Women Will Take Part In this Study?

40 women will take part in this study. About 20 women will be from Florida and about 20 women will be from Puerto Rico.

How Long Will I be In This Study?

You will be in this study about six weeks. You will be asked to apply the study gel for 2 weeks. The total time you will be in the study, including the time to complete the screening exams and tests and the main study is about six weeks.

Why Would The Doctor Take Me Off This Study Early?

The study doctor may need to take you off the study early without your permission if:

- The study is cancelled by the U.S. Food and Drug Administration (FDA), U.S. National Institutes of Health (NIH), the drug company supporting this study, the Ethics Committee, the local government or regulatory agency, or the Institutional Review Board (IRB). (An IRB is a committee that watches over the safety and rights of research participants).
- The Data and Safety Monitoring Board (DSMB) or Study Monitoring Committee (SMC) recommends that the study be stopped early (A DSMB is an outside group of experts who monitor the study; a SMC reviews the progress of the study and the kinds of effects that people report while they are participating in the study).
- You are not able to keep appointments or apply study gel as instructed.

- Other reasons that may prevent you from completing the study successfully.

The study doctor will ask you to stop using the study gel but continue to come in for your follow up visits and procedures if:

- You are pregnant.
- You are breastfeeding.
- You become infected with HIV.
- The study doctor decides that using the study gel would be harmful to you or your partner.
- You require a treatment that you may not take while using the study gel.
- You have a bad reaction to the study gel.

If the study doctor asks you to stop using the study gel, you will still be advised to come in for all of the scheduled follow-up visits that are described above, including things like the abdominal exam, vital signs, pelvic exam, colposcopy, blood tests, and questionnaires. You will stop using the study gel until the study doctor decides it is safe for you to start using the study gel again, if possible.

What are the risks of this study?

Risks of Blood Draws:

You may feel discomfort or pain when your blood is drawn. You may feel dizzy, faint or lightheaded. You may have a bruise, swelling, or infection where the needle goes into your arm.

Risk of Genital Exams:

You may feel discomfort or pressure during the exam of your genital area and inside your vagina. You may have mild vaginal spotting (bleeding). The mild bleeding will stop shortly after the exam.

Other Possible Risks:

You may become embarrassed, worried, or nervous when discussing sexual behaviors and HIV. You may become worried or nervous while waiting for your STI and HIV test results. If you have HIV, knowing your HIV status could make you worried or nervous. You will talk with a trained staff member who will help you deal with any feelings or questions you have.

Risks of VivaGel™:

It is very important to use the study gel as instructed by staff. The study gel used in this study may have side effects, some of which are listed below. Please note that these lists do not include all the side effects seen with these drugs. These lists include the more serious or common side effects with a known or possible relationship to the study gel. If you have questions concerning additional study drug side effects please ask the study staff at your site.

Some of the effects of VivaGel™ are still unknown. Some possible effects are dryness, itching, burning, or pain in the genital area. You may also have discharge if the study gel comes out of the vagina. The study staff will give you panty liners and/or menstrual pads in case you need them.

Your male sexual partners will be protected from potential risks associated with exposure to VivaGel™ through:

- Consistent use of approved condoms during penile-vaginal sex
- Avoidance of oral-vaginal sex

Possible Risks to Your Privacy

We will make every effort to protect your privacy while you are in this study. However, it is possible that you could have problems if people learn that you are in this study. They might think that you are infected with HIV or at risk of HIV because of sexual behavior or illegal drug use. Because of this, others may treat you unfairly. For example, you could have problems getting or keeping a job. You also could have problems being accepted by your family or community. There also is a risk to your privacy if someone else taking part in this study knows you.

Are There Risks Related To Pregnancy?

Because there is no information on VivaGel™ in pregnant women, VivaGel™ should not be used during pregnancy. You must agree to try to not become pregnant during the study. It is not known if the study gel used in this study harms unborn babies. You and your partner must be willing to use an effective method of birth control such as birth control pills or another hormonal based method (except for vaginal rings), an intrauterine device or IUD, be sterilized, or have sex with a partner who is sterilized. You should discuss this with the study staff. You must be willing to continue to use birth control for one month after you stop applying the study gel.

The study staff will provide male condoms to you free of charge. If you can become pregnant, you must have a pregnancy test before you enter this study. The test must show that you are not pregnant.

What If I Have A Positive Pregnancy Test During The Study?

If you think you may be pregnant at any time during the study, tell your study staff right away. The study staff will talk to you about your choices. If you have a positive pregnancy test while using the study gel, we will ask you to stop using the study gel and return all used and unused applicators, but will ask you to continue to be in the study and to come in for your follow up visits. There are no anticipated additional risks to you if you choose to continue to take part in this study.

If you are pregnant and choose to continue the pregnancy, this study will not provide care related to your pregnancy, the delivery of your baby, or the care of

the baby. Your baby may have been exposed to SPL7013 if you received VivaGel, and if it was absorbed from the vagina into your blood, and we do not know if this will affect unborn babies. The study staff will contact you to ask you a few questions about the outcome of your pregnancy. You must arrange for your care and your baby's care outside of this study. This study cannot provide care related to termination of pregnancy, though study staff can provide you with information regarding your access to termination of pregnancy as part of counseling you about your pregnancy test results.

Breastfeeding

It is unknown if there are any effects of VivaGel™ on breast milk. It is unlikely that the study gel will pass through breast milk but absorbing the study gel from the vagina into the blood may affect breast milk and may cause harm to your infant. You must agree to not breastfeed during this study. Women who are currently breastfeeding are advised to not enroll in this study.

Are There Benefits To Taking Part In This Study?

There is no direct benefit to you because no one knows if the study gel will prevent HIV infection. Also, you may be in the study group that receives the placebo gel, which will not help in preventing HIV. Information learned from this study may help in the development of ways to prevent the spread of HIV in the future. You will receive pelvic exams and counseling and testing for HIV and STIs. You will also have tests to check the overall health of your liver, kidneys, and blood cells. This study cannot provide you with medical care, but study staff will refer you to other available sources of care. If your Pap test result shows anything that is not normal, you will be referred for advice and/or treatment.

You will get counseling and testing for HIV. You will get free male condoms. If you are infected with HIV, you will be referred for medical care, counseling, and other services available to you. Medical care for HIV infection will not be part of this study. You will need to get medical care for your HIV infection from your own health care provider or we will provide you with referral to a Center that can provide you with appropriate care. You will get counseling and testing for STIs. If you have an STI diagnosed, you will get medicine to treat them, if needed. You can bring your partner here for counseling and referral for testing and treatment for STIs if this is needed.

What Other Choices Do I Have Besides This Study?

You do not have to participate in this study, if you choose not to.

[SITES TO INCLUDE/AMEND THE FOLLOWING IF APPLICABLE: There may be other studies going on here or in the community that you may be eligible for. If you wish, we will tell you about other studies that we know about. There also may be other places where you can go for HIV counseling and testing. We will tell you about those places if you wish.] Please talk to your doctor about these and other choices that may be available to you.

What About Confidentiality?

Efforts will be made to keep your personal information confidential. We cannot guarantee absolute confidentiality. Any publication of this study will not use your name or identify you personally.

Your records may be reviewed by:

- The U.S. Food and Drug Administration (FDA)
- U.S. National Institutes of Health (NIH)
- [INSERT NAME OF SITE] IRB
- Study staff
- Study monitors
- Ethics committees
- Drug companies supporting this study

In addition to the efforts of the study staff to help keep your personal information private, a Certificate of Confidentiality has been obtained from the US Federal Government. This Certificate means that study staff cannot be forced to tell people who are not connected with the study, such as the court system, about your taking part in the study. The Certificate of Confidentiality does not prevent you from releasing information about yourself or your participation in the study. Even with the Certificate of Confidentiality, if the study staff learns of possible child abuse and/or neglect or a risk of harm to you or others, we will tell the proper authorities. You are encouraged but not required to tell your sexual partners about your being in this study.

What Are The Costs To Me?

There is no cost to you for study related visits, study products, physical examinations, laboratory tests or other procedures.

Will I Receive Any Payment?

You will receive payment for your time and effort in this study. You will receive [INSERT SITE-SPECIFIC AMOUNT OF MONEY] per visit. You will also receive payment for activities affected by your participation in this study [SUCH AS CHILD CARE, TRAVEL, LOSS OF WORK TIME – SITES TO COMPLETE].

What Happens If I Am Injured?

If you are injured as a result of being in this study, you will be given immediate treatment for your injuries. However, you or your insurance company may have to pay for this care. This institution or the U.S. National Institutes of Health (NIH) does not have a program to provide money for your injuries. You will not be giving up any of your legal rights by signing this consent form.

[SITES TO SPECIFY INSTITUTIONAL POLICY]

What Are My Rights As A Research Participant/Volunteer?

Taking part in this study is completely voluntary. You may choose not to take part in this study or leave this study at any time. You will be treated the same no

matter what you decide. If you choose not to participate or to leave the study, you will not lose the benefit of services to which you would otherwise be entitled at this clinic. We will tell you about new information from this or other studies that may affect your health, welfare or willingness to stay in this study. If you want the results of the study, let the study staff know.

What Do I Do If I have Problems or Questions?

For questions about this study or a research-related injury, contact:

- [SITE INSERT NAME OF THE INVESTIGATOR OR OTHER STUDY STAFF]
- [SITE INSERT TELEPHONE NUMBER AND PHYSICAL ADDRESS OF ABOVE]

For questions about your rights as a research participant, contact:

- [SITE INSERT NAME OR TITLE OF PERSON ON THE INSTITUTIONAL REVIEW BOARD (IRB) OR OTHER ORGANIZATION APPROPRIATE FOR THE SITE]
- [SITE INSERT TELEPHONE NUMBER AND PHYSICAL ADDRESS OF ABOVE]

SIGNATURE PAGE

[INSERT SIGNATURE BLOCKS AS REQUIRED BY LOCAL IRB]

If you have read the informed consent (or had it read and explained to you), and all your questions have been answered and you agree to take part in this study, please sign your name below.

Participant's Name (print)

Participant's Signature and Date

Study Staff Conducting
Consent Discussion (print)

Study Staff Signature and Date

Witness' Name (print)
(As appropriate)

Witness's Signature and Date

APPENDIX VIII: SAMPLE INFORMED CONSENT (STORAGE AND FUTURE TESTING OF SPECIMENS)

Phase 1 Study of the Safety and Acceptability of 3% w/w SPL7013 Gel (VivaGel™) Applied Vaginally in Sexually Active Young Women

**Version 1.0
8 January 2007**

PRINCIPAL INVESTIGATOR: [insert]
PHONE: [insert]
Short Title for the Study: Safety and Acceptability of VivaGel™ in Sexually Active Women

INTRODUCTION

You have decided to take part in a Division of AIDS research study. While you are in this research study there may be some samples of blood and/or fluid from your cervix taken from you that might be useful for future research. You are being asked to agree to the storage of these samples. This consent form gives you information about the collection, storage and use of your samples. The study staff will talk with you about this information. Please ask any questions, if you have some. If you agree to the storage of your samples, you will be asked to sign this consent form. You will be given a copy of this form copy to keep.

HOW WILL YOU GET THE SAMPLES FROM ME?

The research doctors want to save any extra blood and cervical fluid leftover from your tests during the study. This leftover blood and cervical fluid will be kept and used for future research.

HOW WILL YOU USE MY SAMPLES?

Your samples will be used to look for evidence of your body's response to infection (such as examining cells, proteins, and other chemicals in your body) while you were using the study gel and after you stopped using the study gel. Tests may also include examining your genes (DNA), since they might affect your response to disease in important ways. Your genes might make you more or less likely to becoming infected, affect your responses to infection, or make your responses to treatment stronger or weaker. No other kinds of genetic test will be done by anyone on your stored specimens without first explaining the test to you and getting your permission. The researchers do not plan to contact you or your regular doctor with any results from tests done on your stored samples. This is because research tests are often done with experimental procedures, so the results from one research study are generally not useful for making decisions on managing your health. Should a rare situation come up where the researchers decide that one of the test results would provide important information for your health, the researchers will notify your study doctor and your study doctor will try to contact you. If you wish to be contacted with this type of test result, you must give the study doctor or nurse any change to your address and/or phone number.

If you want your regular doctor to be told about this type of test result, you must provide the study doctor or nurse with your regular doctor's name, address and phone number. Your samples will not be sold or used directly to produce products that can be sold for profit.

Research studies using your samples will be reviewed by the National Institutes of Health, and Ethics Committee, and a special committee at the researcher's institution (an Institutional Review Board) whose purpose is to protect you as a research participant.

HOW LONG WILL YOU KEEP MY SAMPLES?

There is no time limit on how long your samples will be stored.

HOW WILL MY SAMPLES BE STORED?

Your samples will be stored at special facilities that are designed to store samples safely and securely. The storage facilities are designed so that only approved researchers will have access to the samples. Some employees of the storage facilities will need to have some access to your samples in order to store them and to keep track of where they are, but these people will not have information that directly identifies you. An Institutional Review Board will oversee the storage facilities to protect you and other research volunteers from harm.

DOES STORAGE OF MY SAMPLES BENEFIT ME?

There are no direct benefits to you.

WHAT ARE THE RISKS?

There are few risks related to storing your samples. When tests are done on the stored samples there is a small but possible risk to your privacy. It is possible that if others found out information about you that is learned from tests (such as information about your genes) it could cause you problems with your family (having a family member learn about a disease that may be passed on in families or learning who is the biological parent of a child) or problems getting a job or insurance.

WHAT ABOUT CONFIDENTIALITY?

In order to keep your information private, your samples will be labeled with a code that can only be traced back to your research clinic. Your personal information (name, address, phone number) will be protected by the research clinic. When researchers are given your stored samples to study they will not be given your personal information. The results of future tests will not be included in your health records.

We will do everything we can to protect your privacy. In addition to the efforts of the study staff to help keep your personal information private, we have applied for a Certificate of Confidentiality from the U.S. Federal Government. This certificate means that researchers cannot be forced to tell people who are not connected with the research, such as the court system, about your participation.

Also, any publication of the research will not use your name or identify you personally.

People who may review your records include: [INSERT NAME OF SITE] IRB, National Institutes of Health (NIH), study staff, study monitors, and their designees. Having a Certificate of Confidentiality does not prevent you from giving information about yourself and your participation in the study. Even with the Certificate of Confidentiality, if the study staff learns of possible child abuse and/or neglect or a risk of harm to you or others, we will tell the proper authorities.

WHAT ARE MY RIGHTS?

Allowing your samples to be stored is completely voluntary. You may decide not to have any samples stored other than what is needed to complete this study and still be in this research study or any future study. If you decide now that your samples can be stored for future research, you may change your mind at any time. You must contact your study doctor or nurse and let them know that you do not want your samples used for future research. Your samples will then not be used and will be destroyed.

WHAT DO I DO IF I HAVE QUESTIONS?

For questions about the storage of your samples, contact (*insert the name of the investigator*) at (*insert telephone number*).

For questions about your rights related to the storage of your samples for research, contact (*insert the name or title of person on the Institutional Review Board*) at (*insert telephone number*).

SIGNATURE PAGE

[INSERT SIGNATURE BLOCKS AS REQUIRED BY LOCAL IRB]

If you have read the informed consent (or had it read and explained to you), and all your questions have been answered and you agree to take part in this study, please sign your name below.

Participant's Name (print)

Participant's Signature and Date

Study Staff Conducting
Consent Discussion (print)

Study Staff Signature and Date

Witness' Name (print)
(As appropriate)

Witness's Signature and Date

APPENDIX IX: BEHAVIORAL QUESTIONNAIRES

Introduction

Section I: Baseline behavioral questionnaire

Table of Contents

| Section: | Title: | Pages: |
|----------|--|---------|
| A | DEMOGRAPHICS | 135-136 |
| B | SEXUAL BEHAVIOR | 137-142 |
| C | VAGINAL & RECTAL DOUCHES, LUBRICANTS, AND OTHER PRODUCTS | 143-144 |
| D | LUBRICANT USE | 145-147 |
| E | SUBSTANCE USE & HIV TESTING | 148-149 |
| F | LIKELIHOOD OF USING MICROBICIDE | 150 |
| G | PLEASURE | 151-152 |

PROGRAMMER: TEXT IN CAPITAL LETTERS SHOULD NOT BE PRESENTED TO THE PARTICIPANT.

Study Staff enter:

Study Site ID: _____

Participant ID

| | | | |
|--|--|--|--|
| | | | |
|--|--|--|--|

Date

| | | |
|----|----|-------|
| / | / | _____ |
| MM | DD | YYYY |

Thank you for agreeing to complete this questionnaire. Before you begin, there are a few practice questions for you to get used to how the system works. If you have any questions on how to use the computer, the clinic staff can assist you.

Click the "NEXT" button to go to the next screen.

Introduction [Page 2]

Good! You can always move to the next screen by clicking "next", or, to go to the previous screen, click "back."

Click the "NEXT" button to go to the next screen.

Practice [Question 1]

This question shows how to answer questions with click boxes. Try answering the question below by moving the mouse arrow to the boxes that match your choices.

PRACTICE QUESTION:

Which items do you like to eat on a salad? *Choose all that apply.*

[Answer options]

- Eggs
- Cheese
- Croutons
- Salad Dressing
- Carrots
- Bacon bits

Practice [Question 2]

Do you like summer?

- Yes
- No

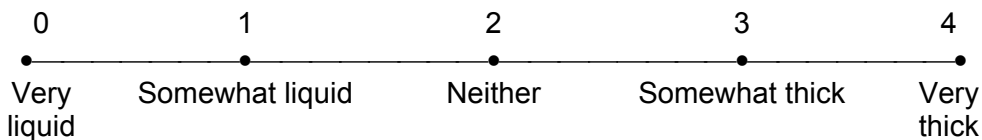
In case you click in the wrong response choice, you may change it by clicking it again to deselect that choice and then click on the correct one.

Practice [Question 3]

This screen is the last question type in this interview, and involves clicking on the point in the scale that most closely matches how you feel. Use the mouse to move the arrow to the desired place on the scale, and then click to make your choice.

PRACTICE QUESTION:

How thick do you like soup to be?



Ok. If you had any problem answering the prior questions, let the study staff know about it. Otherwise, click "NEXT" and proceed with the first questionnaire.

SECTION A. DEMOGRAPHICS

1. How old are you? _____ (In years) [0-99]
2. Please indicate the highest education level you achieved
 1. eighth grade or lower
 2. partial high school
 3. high school graduate
 4. partial college
 5. college graduate
 6. partial graduate school
 7. graduate school degree
3. Do you consider yourself...
_____ 1. Hispanic or Latina? [SKIP TO Q 5]
_____ 2. Not Hispanic or Latina?
4. Do you consider yourself...
 1. African-American or Black
 2. Asian or Pacific Islander
 3. White or European American
 4. Native American
 5. Other
5. Do you consider yourself (check all that apply)...
_____ 1. Lesbian/gay/homosexual?
_____ 2. Bisexual?
_____ 3. Straight/heterosexual?
_____ 4. Undecided
_____ 5. Other
6. Are you working now...
 1. Full time
 2. Part-time
 3. On disability
 4. Not working
7. Are you in school...
 1. Full time in school
 2. Part-time in school
 3. On vacation now but in school
 4. Not in school at all now
8. Please check what describes who you live with now...
 1. You live alone in an apartment or house
 2. You live alone in a dormitory
 3. You live with a partner or spouse
 4. You live with parent(s) or other family members
 5. You live with friends and/or roommates

6. You are homeless or do not have a regular place to live now

9 During the last 12 months, what was your total **personal** income from all sources?
Please select if you would like to answer this question for the last month or the last year...

Month: _____

Year: _____

SECTION B. SEXUAL BEHAVIOR

Let's briefly go over the definitions of some terms so that you understand what is being asked.

| | |
|---------------------|--|
| When I say: | I mean: |
| Vaginal Sex: | When a man or boy inserts his penis into your vagina. |
| Receptive Anal Sex: | When a man or boy puts his penis into your anus or butt. |
| Receiving Oral Sex: | When a partner puts his or her mouth or tongue on your vagina, or anus (or butt). |
| Giving oral sex | When you put your mouth or tongue on your partner's penis, vagina or anus (or butt). |

Some people have sex because they want to. Other times they may be forced into having sex.

10. How old were you the first time you had vaginal sex because you wanted to? If you have never had vaginal because you wanted to, put "0" as your response.

11. How old were you the first time you had anal sex because you wanted to? If you have never had anal sex because you wanted to, put "0" as your response. [IF Q 11 = 0, SKIP Q 22 - 24]

12. How old were you the first time you gave someone oral sex because you wanted to? If you have never given oral sex because you wanted to, put "0" as your response. [IF Q 12 = 0, SKIP Q 27]

13. How old were you the first time you received oral sex because you wanted to? If you have never gotten oral sex because you wanted to, put "0" as your response. [IF Q 13 = 0, SKIP Q 28]

AGE MUST BE <= AGE AT TIME OF INTERVIEW (Q#1). IF AGE ENTERED IS > AGE AT TIME OF INTERVIEW (Q#1) SHOW PROMPT, "You have entered an invalid age. Please re-enter." IN ADDITION, PROGRAM A SOFT RANGE CHECK SO ANY RESPONSE >0 AND <10 RECEIVES PROMPT THAT READS, "I want to confirm the age that you first had vaginal or anal or oral sex because you wanted to. You entered _____. Is that correct?"

Now I am going to ask you about your sexual partners. By sexual partner I mean someone who you've had vaginal or anal sex with.

14. Think about all the male partners you have had sex with in your lifetime. In your whole lifetime, how many different male partners have you had sex with, either

vaginal or anal?

15. Think about all the female partners you have had sex with in your lifetime. In your whole lifetime, how many different female partners have you had sex with, either vaginal or anal?

ACCEPTABLE RANGE FOR (Q#14) IS 1 – 10,000 BUT INCLUDE SOFT RANGE CHECK FOR ANY RESPONSE >100. PROMPT SHOULD READ, “I want to confirm the number of different partners that you have had sex with in your lifetime. You have entered _____. Is that correct?” IF RESPONSE IS 0 SHOW PROMPT THAT READS, “You have entered an invalid number. Please re-enter.”

Now I'd like you to take a moment to think back about your sex life during the past 90 days. [INSERT TIMELINE REMINDER HERE] — that is, since [DATE]. I'm going to ask you some questions about the sex you have had during that period.

PROGRAM TO CALCULATE DATE OF 90 DAYS PRIOR TO INTERVIEW DATE AND INSERT AS NEEDED.

16. How many partners have you had vaginal sex with in the past 90 days, that is since [DATE]?

ACCEPTABLE RANGE FOR Q#16 IS 0 – 10,000, BUT INCLUDE SOFT RANGE CHECK FOR ANY RESPONSE >100. IF RANGE FAILURE, SHOW PROMPT THAT READS, “I want to confirm the number of different partners that you have had sex with in the past 90 days. You have entered _____. Is that correct?”

17. How many times did a male partner put his penis in your vagina without a condom in the past 90 days, that is since [DATE]?

IF RESPONSE IS > # IN Q 16, SHOW PROMPT THAT READS, “I want to confirm the number of different partners that you have had sex with in the past 90 days. You have entered _____. Is that correct?”

18. How many different partners put their penises in your vagina without a condom in the past 90 days, that is since [DATE]?

IF Q 18 = 0, SKIP TO Q 22. IF Q 18 > 1 (i.e., THE PARTICIPANT REPORTS THAT MORE THAN ONE MAN PENETRATED HER VAGINA WITHOUT A CONDOM), SKIP TO Q 20. IF Q 18 = 1, ASK Q 19 AND SKIP Q 20

You said that one partner put his penis in your vagina without a condom.

19. Regarding this partner (please select one answer).....

- a. This partner told you he was HIV negative and you had no reason to doubt it.
- b. You knew this partner was HIV positive.
- c. You were not completely sure of this partner's HIV status.

You said ___ men [INSERT THE NUMBER FROM Q 18] put their penises in your vagina without a condom.

20. Of those men, how many had actually told you they were HIV-negative and you had no reasons to doubt it?

21. Of those men, how many do you know to be HIV-positive?

IF Q 11 = 0, SKIP Q 22 - 24

22. Now I'd like to ask you about receptive anal sex. Remember, by receptive anal sex, I mean when a man or boy puts his penis inside your anus or butt. During the past 90 days, did you have receptive anal sex with any partners?

- 0. No
- 1. Yes

23. How many times did a partner put his penis inside your anus or butt without a condom during the past 90 days?

24. How many men put their penises in your anus or butt without a condom during the past 90 days?

25. Still thinking about the past 90 days, I want to ask you some questions about all of the male partners that you had sex with, either vaginal or anal, during that period. First, during the past 90 days did you ever ask a partner to use a condom?

- 0. No
- 1. Yes

IF Q 25 = 0, SKIP TO Q 27

26. Did any of your partners refuse to use a condom when you asked them?

- 0. No
- 1. Yes

IF Q 12 = 0, SKIP Q 27

27. Now I'd like to ask you about giving oral sex. By giving oral sex I mean when you put your mouth or tongue on your partner's penis, vagina or anus (or butt). During the past 90 days, did you have oral sex with any of your partners, either male or female?

- 0. No
- 1. Yes

IF Q 13 = 0, SKIP Q 28 AND GO TO INSTRUCTIONS ABOVE Q 29

28. Now I'd like to ask you about receiving oral sex. By receiving oral sex I mean when your partner puts his or her mouth or tongue on your vagina, or anus (or butt). During the past 90 days, did you receive oral sex from any of your partners?

0. No
1. Yes

PARTNER DATA

The next set of questions is about the most recent main partner and the most recent casual partner with whom you had sexual intercourse. You are going to be asked some questions about these partners. Let's briefly go over the definitions of some terms so that you understand what is being asked.

A main partner is someone that you have sex with and you consider this person to be a person that you are serious about. A main partner is someone with whom you have an ongoing relationship and who you have sex with often - like a spouse, lover, or boyfriend.

A casual partner is someone that you have sex with but do not consider this person to be a main partner to you. A casual partner is someone with whom you have sex occasionally on a casual basis.

A one-time partner is someone with whom you had sex one time and don't plan to have sex with again.

29. How many main partners have you had in the past 90 days? If you did not have a main partner, put "0" as your response.

30. How many casual partners have you had in the past 90 days? If you did not have a casual partner, put "0" as your response.

31. How many one-time partners did you have in the past 90 days? If you did not have a one-time partner, put "0" as your response.

32. Thinking about the person with whom you most recently had sexual intercourse, is this partner:

1. A main partner
2. A casual partner
3. A one-time partner

THE FOLLOWING QUESTIONS WILL BE ASKED FOR MOST RECENT MAIN PARTNER. IF Q 29 = 0, SKIP Q 33 THROUGH Q 39.

MAIN PARTNER

You indicated that you currently have or that you have had a main partner in the past 90 days. The following set of questions will ask about your most recent male main partner.

33. How old is or how old was this most recent main partner at the time you were together?

_____ AGE

Don't Know/Unsure.....999

ACCEPTABLE AGE RANGE IS 01-99. IF RANGE FAILURE, SHOW PROMPT THAT READS, "I want to confirm the age of your most recent main partner. You have entered _____. Is this correct? IF AGE ENTERED IS 0 SHOW PROMPT THAT READS, "You have entered an invalid age. Please re-enter." ALSO ADD A SOFT RANGE CHECK TO CONFIRM ANY AGES <10 OR >40.

34. What is this most recent main partner's racial background? (Select all that apply.)

- ___ 1. Asian/Pacific Islander
- ___ 2. Black/African American
- ___ 3. Native American/Alaskan Native
- ___ 4. Hispanic/Latino
- ___ 5. White
- ___ 6. Other or mixed race

35. How many times did you have sex, either vaginal or anal sex, with this most recent main partner during the last 90 days?

FIELD SHOULD ALLOW A FOUR-DIGIT NUMBER, BUT PROGRAM A SOFT RANGE CHECK WITH RANGE FAILURE FOR ANY RESPONSE OVER 300. IF RANGE FAILURE, SHOW PROMPT THAT READS, "I want to confirm the number of times you had sex, either vaginal or anal sex, with this most recent main partner. You entered _____. Is that correct?"

36. Of those times [INSERT NUMBER FROM Q35 ABOVE] how many times did you use a condom with this most recent main partner?

37. The last time you had sex with this most recent main partner, what did you use to keep from getting pregnant? Choose all that apply.

- ___ 1. Condoms
- ___ 2. Pill
- ___ 3. Depo-Provera shot
- ___ 4. Norplant or Implanon
- ___ 5. Withdrawal
- ___ 6. Ortho Patch
- ___ 7. Ring
- ___ 8. Rhythm
- ___ 9. IUD (e.g., Mirena® or Copper T)
- ___ 10. Nothing

___ 11. Other

38. Did you ask this most recent main partner whether he had been tested for HIV, or did this partner tell you that he had been tested for HIV?

0. No

1. Yes

| |
|---------------------------|
| IF Q 38 = 0, SKIP TO Q 40 |
|---------------------------|

39. What were your partner's test results?

___ 1. HIV positive

___ 2. HIV negative

___ 3. Partner did not tell me test results

___ 4. Partner did not go back for test results

SECTION C. VAGINAL DOUCHES, LUBRICANTS, AND OTHER PRODUCTS (Name of products will be tailored to study site)

40. Have you ever used a tampon?
0. No [GO TO Q 42]
1. Yes
41. Have you used tampons with applicators, without applicators, or both?
a. with applicators
b. without applicators
c. both
42. Have you ever used a menstrual cup?
0. No
1. Yes

Please indicate if you have you ever used any of the following products:

43. Dessicants, that is, anything to make your vagina dry or tight, such as Tight Stuff
0. No
1. Yes
44. Female condoms, also called "Reality®"
0. No
1. Yes
45. Vaginal moisturizers or sex lubricants, such as Lubrin, Replens, Moist Again, or KY jelly or liquid
0. No
1. Yes
46. Medications for yeast infections that you put in your vagina such as Monistat, Femstat, or Gyne-Lotrimin
0. No
1. Yes
47. Spermicides, that is, a foam, gel, film, suppository, or cream that kills sperm and prevents pregnancy
0. No
1. Yes

The following questions refer to use of vaginal douches.

48. Have you ever used a vaginal douche? By vaginal douche we mean something you use to squirt a liquid into your vagina.
0. No [GO TO NEXT SECTION (Q 52)]
1. Yes
49. How often did you douche vaginally in the past 3 (three) months?

___ ___ ___ [IF '0,' GO TO NEXT SECTION (Q 52)] [0-999]

50. Of the times you douched in the past 3 months, how many times did you douche... [Indicate all that apply] [1-999]
- a. for general hygiene _____
 - b. in preparation for sex _____
 - c. after sex _____
 - d. for pleasure _____
 - e. after your period was finished _____
 - f. while you were bleeding from your period _____
 - g. because your vaginal felt itchy or uncomfortable _____
 - h. other _____
51. When you douched in the past 3 (three) months, how many times did you use... [Indicate all that apply] [1-999]
- a. A hand-held hose or bidet _____
 - b. Over-the-counter disposable douche product (e.g., Massengill® or Summer's Eve®) _____
 - c. Re-usable bottle system _____
 - d. Water and vinegar _____
 - e. Other _____
-

60. Describe the ideal type of dispenser for a lubricant.
- 1 Tube (like toothpaste or KY®)
 - 2 Pump (like in Vaseline Intensive Care® or Wet®)
 - 3 Containers with pop-up covers
 - 4 Can or jar
 - 5 Single use
 - 6 Disposable tube
 - 7 Other
61. In general when you have vaginal intercourse, is the lubricant applied...[Indicate all that apply]
- 1 Directly on your partner's penis?
 - 2 On the outside of your vagina?
 - 3 Inside your vagina?
 - 4 Inside the condom?
 - 5 On the outside of the condom?
 - 6 Other
62. When you are having vaginal intercourse, who applies the lubricant?
- 0 Self
 - 1 Partner
 - 2 Both
63. When is the lubricant first applied?
- 0 Before there is any sexual contact
 - 1 During sex but before he penetrates you
 - 2 After he first penetrates you if you feel the need for it
64. How frequently do you usually reapply the commercial lubricant during intercourse?
- 0 Never
 - 1 Once
 - 2 Twice
 - 3 3 times or more
65. From your past experience, does the application of the lubricant interrupt sex?
- 0 It does not interrupt sex
 - 1 It interrupts sex but does not bother me
 - 2 It interrupts sex and bothers me

| |
|---|
| IF Q11 = 0 (NEVER HAD ANAL INTERCOURSE), SKIP TO NEXT SECTION (Q 72). |
|---|

66. Have you ever used a commercial lubricant during anal intercourse?
- 0. No [SKIP TO NEXT SECTION (Q 72)]
 - 1. Yes

67. What types of lubricant have you used? [Indicate all that apply]
- 1 Silicon-based (e.g., Eros)
 - 2 Water-based (e.g., KY, Wet)
 - 3 Oil-based (e.g., Crisco)
68. Describe the ideal type of dispenser for a lubricant.
- 1 Tube (like toothpaste or KY®)
 - 2 Pump (like in Vaseline Intensive Care® or Wet®)
 - 3 Containers with pop-up covers
 - 4 Can or jar
 - 5 Single use
 - 6 Disposable tube
 - 7 Other
69. In general when you have anal intercourse, is the lubricant applied...[Indicate all that apply]
- 1 Directly on your partner's penis?
 - 2 Around your anus (rim)?
 - 3 Inside your anus?
 - 4 Inside the condom?
 - 5 On the outside of the condom?
 - 6 Other
70. When you are having anal intercourse, who applies the lubricant?
- 0 Self
 - 1 Partner
 - 2 Both
71. When is the lubricant first applied?
- 0 Before there is any sexual contact
 - 1 During sex but before he penetrates you
 - 2 After he first penetrates you if you feel the need for it
-

SECTION E. SUBSTANCE USE & HIV TESTING HISTORY

The following questions refer to alcohol and drug use. Now I will show you a list of different drugs. Have you ever used...

[GO DOWN "A" COLUMN FIRST. IF "0" FOR ANY SUBSTANCES, SKIP B FOR THOSE PARTICULAR SUBSTANCES.]

| | [A] Number of times used PAST 3 MONTHS | [B] Number of times used before or during SEX PAST 3 MONTHS |
|---|--|--|
| 72. Alcohol (beer, wine, liquor)? | | |
| 73. Marijuana/hashish/Pot/Weed? | | |
| 74. Ecstasy/MDMA? | | |
| 75. Crystal Meth/Amphetamines/ Methamphetamines/Speed/Crank/ Ice? | | |
| 76. Ketamine/Special K? | | |
| 77. GHB (Gamma Hydroxybutyrate)? | | |
| 78. Other Hallucinogens/LSD/ Mushrooms? | | |
| 79. Poppers/Amyl Nitrite/Butyl Nitrite? | | |
| 80. Crack? | | |
| 81. Cocaine (not Crack)? | | |
| 82. Heroin? | | |
| 83. Viagra, Cialis, or Levitra? | | |
| 84. Other pharmaceutical drugs not prescribed to you by a physician (Percocet or similar drugs? | | |

85. Thinking about the times you used alcohol during the last 90 days, how much did you typically use?

- ___ 0. Too little to feel any effect
- ___ 1. Enough to feel it a little
- ___ 2. Enough to feel it a lot
- ___ 3. Enough to get drunk
- ___ 4. Enough to feel like you might pass out

86. How many times in total have you been tested for HIV? If never, enter 0.



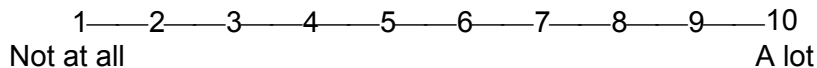
SECTION G. PLEASURE

Please read the following list of sexual behaviors and indicate **how much you would like doing each behavior WITH MEN if it were not for AIDS**. Please answer each question regardless of whether you have ever done it or plan to do it in the future.

| | Dislike very much | Dislike somewhat | Dislike slightly | Like slightly | Like somewhat | Like very much |
|---|-------------------|------------------|------------------|---------------|---------------|----------------|
| 91. Having vaginal intercourse WITHOUT a condom | 1 | 2 | 3 | 4 | 5 | 6 |
| 92. Having vaginal intercourse WITH a condom | 1 | 2 | 3 | 4 | 5 | 6 |
| 93. Having your partner ejaculate inside your vagina WITHOUT a condom | 1 | 2 | 3 | 4 | 5 | 6 |

Please indicate:

94. How much do condoms interfere with your sexual satisfaction when you are penetrated vaginally?



IF Q11 = 0 (NEVER HAD ANAL INTERCOURSE), SKIP Q 95 - 98 and END QUESTIONNAIRE HERE. "You have completed the interview. Thank you."

Please indicate **how much you would like doing each behavior WITH MEN if it were not for AIDS**. Please answer each question regardless of whether you have ever done it or plan to do it in the future. [ALLOW ONLY ONE ANSWER PER QUESTION.]

| | Dislike very much | Dislike somewhat | Dislike slightly | Like slightly | Like somewhat | Like very much |
|---|-------------------|------------------|------------------|---------------|---------------|----------------|
| 95. Having anal intercourse WITHOUT a condom | 1 | 2 | 3 | 4 | 5 | 6 |
| 96. Having anal intercourse WITH a condom | 1 | 2 | 3 | 4 | 5 | 6 |
| 97. Having your partner ejaculate inside your rectum WITHOUT a condom | 1 | 2 | 3 | 4 | 5 | 6 |

98. How much do condoms interfere with your sexual satisfaction when you are penetrated anally?

1—2—3—4—5—6—7—8—9—10
Not at all A lot

You have completed the interview. Thank you

Section II: Acceptability and Adherence Questionnaire

Table of Contents

| Section: | Title: | Pages: |
|----------|--|---------|
| A | PRODUCT ACCEPTABILITY (VAGINAL USE) | 155-156 |
| B | PRODUCT ADHERENCE | 157 |
| C | APPLICATION PROCESS | 158 |
| D | APPLICATOR | 159 |
| E | CHANGES IN VOLUME USED | 160 |
| F | EXPERIENCES USING THE PRODUCT | 161 |
| G | SEXUAL INTERCOURSE USING THE PRODUCT | 162-163 |
| H | PARTNER'S REACTION | 164-165 |
| I | SEXUAL ENJOYMENT AFTER PRODUCT USE | 166 |
| J | CONDOMS | 167 |
| K | CHANGES IN SEXUAL PRACTICES DUE TO PRODUCT USE | 168 |
| L | LIKELIHOOD OF USING PRODUCT IN THE FUTURE | 169 |
| M | WILLINGNESS TO USE HIGHER VOLUME | 170 |
| N | POSSIBILITY OF COVERT USE | 171 |

Study Staff enter:

Study Site ID: _____

Participant ID

| | | | |
|--|--|--|--|
| | | | |
|--|--|--|--|

Date

| | | |
|----|----|-------|
| / | / | _____ |
| MM | DD | YYYY |

SECTION A. PRODUCT ACCEPTABILITY

1. Overall (i.e., considering all the episodes in which you used this gel) how much did you like the product?

1—2—3—4—5—6—7—8—9—10
Disliked Neither liked Liked
very much nor disliked very much

2. How much did you like the color of the gel?

1—2—3—4—5—6—7—8—9—10
Disliked Neither liked Liked
very much nor disliked very much

3. How much did you like the taste of the gel?

[99] Don't know, I did not taste the gel

1—2—3—4—5—6—7—8—9—10
Disliked Neither liked Liked
very much nor disliked very much

4. How much did you like the smell of the gel?

[99] Don't know, I did not smell the gel

1—2—3—4—5—6—7—8—9—10
Disliked Neither liked Liked
very much nor disliked very much

5. How much did you like the consistency of the gel (how thick or thin it was)?

1—2—3—4—5—6—7—8—9—10
Disliked Neither liked Liked
very much nor disliked very much

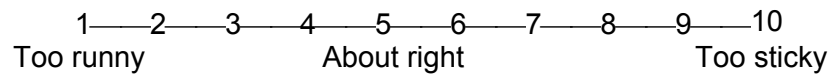
6. How much did you like how the gel felt inside your vagina immediately after inserting it?

1—2—3—4—5—6—7—8—9—10
Disliked Neither liked Liked
very much nor disliked very much

7. How much did you like how the gel felt inside your vagina 30 minutes after inserting it?

1—2—3—4—5—6—7—8—9—10
Disliked Neither liked Liked
very much nor disliked very much

8. Did the gel feel...



SECTION B. PRODUCT ADHERENCE

9. You were asked to insert the gel in your vagina twice a day for 14 days. However, different circumstances may have prevented you from doing it every time. Please indicate the number of times you used the gel during the 14 days of the trial period.

_____ [range 0 – 28]

10. Please check all that apply if any of the following reasons prevented you from using the gel.

- I forgot
 - I did not have the gel with me
 - My sexual partner did not want me to use the gel
 - I did not like how the gel felt inside me
 - I had vaginal bleeding and decided to stop using the gel
 - I got my period
 - I had a burning sensation when using the gel
 - I had an itching sensation when using the gel
 - The gel kept leaking out
 - The gel was messy
 - I did not want to use the gel
 - Other
-

SECTION C. APPLICATION PROCESS

11. Overall, how much did you like putting the gel inside your vagina?

1—2—3—4—5—6—7—8—9—10
Disliked Neither liked Liked
very much nor disliked very much

12. How easy was it to put the gel inside your vagina?

1—2—3—4—5—6—7—8—9—10
Very Very
difficult Easy

13. Where were you at the time you put the gel inside your vagina? (Check all that apply.)

1. Bathroom
2. Bedroom
3. Other

14. What position did you typically use to put the gel inside your vagina? [CASI ALLOW ONLY ONE ANSWER.]

1. Kneeling
 2. Laying on side
 3. Standing
 4. Squatting or seated over toilet or tub
 5. Other
-

SECTION D. APPLICATOR

15. How much did you like the product applicator (the device you used to deliver the gel inside your vagina)?

1—2—3—4—5—6—7—8—9—10
Disliked Neither liked Liked
very much nor disliked very much

16. Did you have any problems with the applicator used to deliver the product in your vagina?

- 0. No
- 1. Yes

17. How easy would it be to carry this product around if you needed to?

1—2—3—4—5—6—7—8—9—10
Extremely Extremely
difficult easy

18. How easy would it be for you to store this product?

1—2—3—4—5—6—7—8—9—10
Extremely Extremely
difficult easy

19. How concerned would you be if someone found out that you have this product in storage?

1—2—3—4—5—6—7—8—9—10
Extremely Not concerned
concerned at all

SECTION E. CHANGES IN VOLUME USED

20. Did you ever use less than the full amount of product that came in each applicator?
[0] No [SKIP TO NEXT SECTION]
[1] Yes
21. If so, on how many occasions did you use less than the full amount of product?
[1] 1 of the occasions
[2] 2 of the occasions
[3] On 3 or more of the occasions
22. When you used less than the full amount, about how much did you use, on average?
[1] Three quarters of the dose
[2] Half of the dose
[3] One quarter of the dose
23. Please indicate the reason why you used less than the full amount of product?
[1] It was too messy
[2] It leaked
[3] I was scared it could be bad for me
[4] I had trouble using the applicator
[5] Other
-

SECTION F. EXPERIENCES USING THE PRODUCT

24. Did you have any problems using this product?

- [0] No
- [1] Yes

25. Did you experience any leakage after you used the product?

- [0] None [SKIP TO Q 27]
- [1] Some
- [2] A lot

26. How much were you bothered by leakage?

1—2—3—4—5—6—7—8—9—10
Not at all Very much

27. Did you experience any product leakage onto your underwear or bed sheets?

- [0] None [SKIP TO NEXT SECTION (Q 29)]
- [1] Some
- [2] A lot

28. How much were you bothered by product leakage onto your underwear?

1—2—3—4—5—6—7—8—9—10
Not at all Very much

SECTION G. SEXUAL INTERCOURSE USING THE PRODUCT

During this study...

29. How many partners did you have vaginal intercourse with? ____

IF Q 29 = 0, SKIP Q 30 - 34 AND GO TO Q 35.

30. How many times did you have vaginal intercourse? ____

31. How many times did you have vaginal intercourse using the gel with condoms? ____

32. How many times did you have vaginal intercourse using the gel without condoms?

33. How many times did you have vaginal intercourse using neither gel nor condoms?

34. With how many partners did you use the gel during vaginal intercourse? ____

NUMBER OF PARTNERS MUST BE <= RESPONSE GIVEN IN Q 29. IF Q 34 > Q 29, SHOW PROMPT, "You indicated that you had vaginal intercourse with XX number of partners during this study. Yet, you just indicated that you used the gel during vaginal intercourse with XX number of partners. If this is incorrect, please re-enter your response. Otherwise, go back to question # 29 to correct your response to that question."

During this study...

35. How many partners did you have anal intercourse with? ____

IF Q 35 = 0, SKIP Q 36 - 40 AND GO TO NEXT SECTION (Q 41).

36. How many times did you have anal intercourse? ____

37. How many times did you have anal intercourse using the gel in your anus or rectum with condoms? ____

38. How many times did you have anal intercourse using the gel in your anus or rectum without condoms? ____

39. How many times did you have anal intercourse using neither gel nor condoms?

40. With how many partners did you use the gel during anal intercourse? ____

NUMBER OF PARTNERS MUST BE \leq RESPONSE GIVEN IN Q 35. IF Q 40 > Q 35, SHOW PROMPT, "You indicated that you had anal intercourse with XX number of partners during this study. Yet, you just indicated that you used the gel during anal intercourse with XX number of partners. If this is incorrect, please re-enter your response. Otherwise, go back to question # 35 to correct your response to that question."

SECTION H. PARTNER'S REACTION

41. With what type of partner did you use the gel during sexual intercourse? Select all that apply.

- 1. Main partner
- 2. Casual partner
- 3. One-time partner

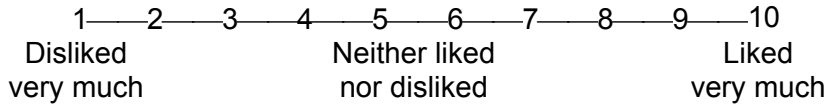
42. Were any of your partners aware that you used this product?
[0] No [SKIP Q 43, GO TO INSTRUCTIONS ABOVE Q 44]
[1] Yes

43. Which type of partners was aware that you had used this product? Select all that apply.

- 1. Main partner
- 2. Casual partner
- 3. One-time partner

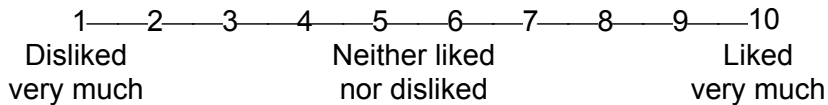
IF IN Q 41 CHOICE 1 (MAIN PARTNER) IS NOT SELECTED, SKIP Q 44 AND GO TO INSTRUCTIONS ABOVE Q 45.

44. Overall, how much did your main partner like the product?
[88] Not applicable, my partner didn't know I used the product
[99] Don't know



IF IN Q 41 CHOICE 2 (CASUAL PARTNER) IS NOT SELECTED, SKIP Q 45 AND GO TO INSTRUCTIONS ABOVE Q 46.

45. Overall, how much did your casual partner like the product?
[88] Not applicable, my partner didn't know I used the product
[99] Don't know



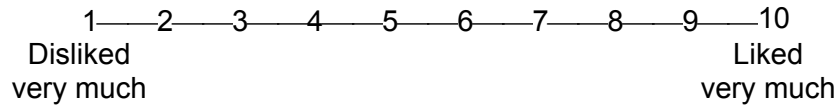
IF IN Q 41 CHOICE 3 (ONE-TIME PARTNER) IS NOT SELECTED, SKIP Q 46 AND GO TO NEXT SECTION (Q 47).

46. Overall, how much did your one-time partner like the product?
[88] Not applicable, my one-time partner didn't know I used the product
[99] Don't know

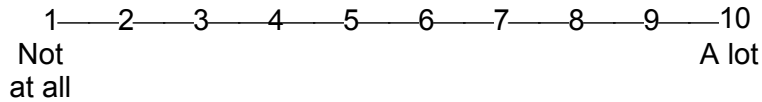
1—2—3—4—5—6—7—8—9—10
Disliked Neither liked Liked
very much nor disliked very much

SECTION I. SEXUAL ENJOYMENT AFTER PRODUCT USE

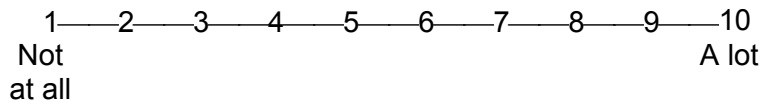
47. How much did you like vaginal sex when using the product?



48. Overall, how sexually satisfied were you with vaginal sex when using the product?

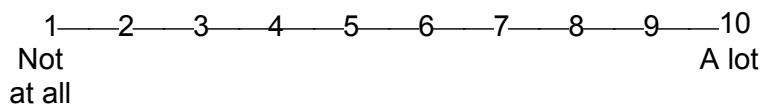


49. Overall, how sexually satisfied do you think your partner was after you used the product? (If you used the product with more than one partner, refer only to your most recent sexual partner.)



50. How sexually satisfied do you feel with this partner in general when you have vaginal intercourse not using this study product?

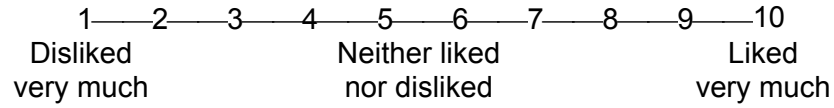
[88] Not applicable, I only had sex with this partner using this study product



SECTION J. CONDOMS

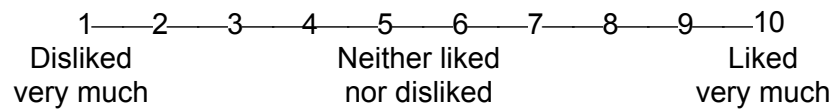
51. How much did you like having intercourse with condoms after inserting the gel?

[88] Not applicable, I never used a condom



52. How much did you like having intercourse without condoms after inserting the gel?

[88] Not applicable, I always used a condom



Section III: Study Burden Questionnaire

Table of Contents

| Section: | Title: | Pages: |
|----------|--------------|--------|
| A. | STUDY BURDEN | 42-43 |

Study Staff enter:

Study Site ID: _____

Participant ID

| | | | |
|--|--|--|--|
| | | | |
|--|--|--|--|

Date

____ / ____ / _____
MM DD YYYY

SECTION A. STUDY BURDEN

The following questions refer to your feelings about participating in this study. Please tell us your level of agreement with the following statements

I was bothered by ...

1. The number of study visits
 1. Strongly disagree
 2. Somewhat disagree
 3. Somewhat agree
 4. Strongly agree

2. The length of study visits
 1. Strongly disagree
 2. Somewhat disagree
 3. Somewhat agree
 4. Strongly agree

3. Having to travel to study site
 1. Strongly disagree
 2. Somewhat disagree
 3. Somewhat agree
 4. Strongly agree

4. The waiting time at study visits
 1. Strongly disagree
 2. Somewhat disagree
 3. Somewhat agree
 4. Strongly agree

5. Having the pelvic exams
 1. Strongly disagree
 2. Somewhat disagree
 3. Somewhat agree
 4. Strongly agree

6. Having the colposcopy (when the clinician looked inside your vagina with the magnifying instrument)
 1. Strongly disagree
 2. Somewhat disagree
 3. Somewhat agree
 4. Strongly agree

7. Not being able to use vaginal douches during the study

1. Strongly disagree
 2. Somewhat disagree
 3. Somewhat agree
 4. Strongly agree
8. Not being able use vaginal lubricants during the study
1. Strongly disagree
 2. Somewhat disagree
 3. Somewhat agree
 4. Strongly agree
9. Having to apply study gel each day
1. Strongly disagree
 2. Somewhat disagree
 3. Somewhat agree
 4. Strongly agree
10. Having to use study gel when I had sex
1. Strongly disagree
 2. Somewhat disagree
 3. Somewhat agree
 4. Strongly agree
11. Having to use condoms when I had sex during the study
1. Strongly disagree
 2. Somewhat disagree
 3. Somewhat agree
 4. Strongly agree
12. Did you ever have a problem understanding the written instructions on how to use the gel?
- [0] No
- [1] Yes
13. Did you feel that your compensation for participation in this study was...
1. Not enough
 2. About right
 3. More than enough

You have completed the interview. Thank you

Reference List

- [1] UNAIDS. 2006 Report on the global AIDS epidemic. 2006.
Ref Type: Internet Communication
- [2] Frechet JM, Tomalia DA. Dendrimers and Other Dendritic Polymers. Chichester: Wiley, 2001.
- [3] Starpharma Pty Ltd. Investigator's Brochure: SPL7013 Gel (VivaGel™) Version CIB-001-05. Starpharma Pty Ltd, 2006.
- [4] McCarthy TD, Karellas P, Henderson SA, et al. Dendrimers as Drugs: Discovery and preclinical and clinical development of dendrimer-based microbicides for HIV and STI prevention. *Molecular Pharmaceutics* 2005;312-8.
- [5] Witvrouw M, Fikkert V, Pluymers W, et al. Polyanionic (i.e., polysulfonate) dendrimers can inhibit the replication of human immunodeficiency virus by interfering with both virus adsorption and later steps (reverse transcriptase/integrase) in the virus replicative cycle. *Mol Pharmacol* 2000 Nov;58(5):1100-8.
- [6] Bernstein DI, Stanberry LR, Sacks S, et al. Evaluations of unformulated and formulated dendrimer-based microbicide candidates in mouse and guinea pig models of genital herpes. *Antimicrob Agents Chemother* 2003 Dec;47(12):3784-8.
- [7] Bourne N, Stanberry LR, Kern ER, Holan G, Matthews B, Bernstein DI. Dendrimers, a new class of candidate topical microbicides with activity against herpes simplex virus infection. *Antimicrob Agents Chemother* 2000 Sep;44(9):2471-4.
- [8] Jiang YH, Emau P, Cairns JS, et al. SPL7013 gel as a topical microbicide for prevention of vaginal transmission of SHIV89.6P in macaques. *AIDS Res Hum Retroviruses* 2005 Mar;21(3):207-13.
- [9] Dezzutti CS, James VN, Ramos A, et al. In vitro comparison of topical microbicides for prevention of human immunodeficiency virus type 1 transmission. *Antimicrob Agents Chemother* 2004 Oct;48(10):3834-44.
- [10] Cummins J, Abner SR, Morken T, et al. Human cervical and colorectal explants for safety and efficacy testing of topical microbicides. *Microbicides* 2004, London, UK 2004.
- [11] Abner SR, Guenthner PC, Guarner J, et al. A Human Colorectal Explant Culture to Evaluate Topical Microbicides for the Prevention of HIV Infection. *J Infect Dis* 2005 Nov 1;192(9):1545-56.

- [12] Patton DL, Cosgrove Sweeney YT, McCarthy TD, Hillier SL. Preclinical safety and efficacy assessments of dendrimer-based (SPL7013) microbicide gel formulations in a nonhuman primate model. *Antimicrob Agents Chemother* 2006 May;50(5):1696-700.
- [13] Noveon I. Bulletin 14: Formulating Topical Properties. <http://www.pharma.noveon.com/Bulletins/epb14.pdf> 2006.
- [14] Noveon I. Toxicology/Regulatory/Health, Safety & Environmental Studies of Powdered Carbopol® Polymers. <http://www.homecare.noveon.com/Toxicology/TOX-006.pdf> 2006.
- [15] Cummins J, Guarner J, Flowers L, et al. Preclinical testing of candidate topical microbicides for anti-HIV-1 activity and tissue toxicity in a human cervical explant culture. Submitted for Publication 2006.
- [16] Cosmetic Ingredient Review (CIR) Expert Panel. Final Assessment Report of the Safety of Carbomers -934, -910, -934P, -940, -941 and -962. *Journal of the American College of Toxicology* 1982;1(2):109-41.
- [17] Barnhart KT, Pretorius ES, Timbers K, Shera D, Shabbout M, Malamud D. Distribution of a 3.5-mL (1.0%) C31G vaginal gel using magnetic resonance imaging. *Contraception* 2005 May;71(5):357-61.
- [18] Wallace A, Thorn M, Maguire R, Sudol K, Phillips D. Assay for establishing whether microbicide applicators have been exposed to the vagina. *Sexually Transmitted Diseases* 2004; 31(8):465-468.
-